



राष्ट्रीय परीक्षा एजेंसी
National Testing Agency
Excellence in Assessment



विश्वविद्यालय अनुदान आयोग
University Grants Commission
quality higher education for all

INFORMATION BULLETIN

for

UGC-NET

**UNIVERSITY GRANTS COMMISSION
NATIONAL ELIGIBILITY TEST**

DECEMBER 2019



IMPORTANT INFORMATION AND DATES AT A GLANCE

(Please refer to Information Bulletin for details)

1. FEE DETAILS AND IMPORTANT DATES:

Online Submission of Application Form	09 September – 09 October 2019 (upto 11:50 pm)	
Last date of successful transaction of fee through Credit Card/Debit Card/Net-Banking/Paytm	10 October 2019 (upto 11:50 pm)	
Fee Payable by Candidates	General/Unreserved	Rs. 1000/-
	Gen-EWS*/ OBC-NCL**	Rs. 500/-
	SC/ST/PwD/ Transgender	Rs. 250/-
	Processing charges & Goods and Services Tax (GST) are to be paid by the candidate, as applicable	
Correction in particulars of Application Form on website only	18 October to 25 October 2019	
Downloading of Admit Cards from NTA website	09 November, 2019	
Dates of Examination	Between 02 December 2019 (Monday) and 06 December 2019 (Friday)	
Duration of Examination	180 minutes (03 hours) No break between Paper 1 & Paper 2	
Timing of Examination	First Shift: 9.30 am to 12.30 pm	
	Second Shift: 02.30 pm to 05.30 pm	
Centre, Date and Shift for Candidates	As indicated on Admit Card	
Display of Recorded Responses and Answer Keys	To be announced later on website	
Website(s)	www.nta.ac.in , www.ntanet.nic.in	
Declaration of Result on NTA website	by 31 December 2019	

*As per the OM No. 20013/01/2018-BC-II dated January 17, 2019 issued by the Ministry of Social Justice and Empowerment and the OM No. 12-4/2019-U1 dated 17.01.2019 as well as the Letters No 35-2/2019-T.S.I dated 21.01.2019, 01.02.2019, 04.02.2019 and 15.02.2019 of MHRD Department of Higher Education regarding implementation of reservation for Economically Weaker Sections (EWSs) for admission in Central Educational Institutions.

**OBC (Other Backward Classes)-NCL (Non Creamy Layer) as per the central list of Other Backward Classes available on National Commission for Backward Classes (NCBC- Government of India website www.ncbc.nic.in).

The candidates falling in this list may mention OBC in the Category Column.

State list OBC Candidates who are not in OBC-NCL (Central List) must choose **General**.

2. Candidates can apply for **UGC-NET December 2019 in "Online" mode only**. Submission of Online Application Form may be done by accessing NTA website www.ntanet.nic.in. **The Application in any other mode will not be accepted.**
3. **Only one application is to be submitted by a candidate.**
4. Candidates must follow the instructions strictly as given in the Information Bulletin and on NTA website. Candidates not complying with the instructions shall be summarily disqualified.
5. Candidates must ensure that E-mail Address and Mobile Number provided **in the Online Application Form are their own** as all information/ communication will be sent by NTA through e-mail on the given **e-mail address or SMS on given Mobile Number only.**
6. **Instructions for filling Online Application Form:**
 - ❖ Download Information Bulletin and Replica of Application Form. Read these carefully to ensure your eligibility.
 - ❖ **Follow the steps given below to Apply Online:**
 - Step-1: Apply for Online Registration using unique Email Id and Mobile No.**
 - Step-2: Fill in the Online Application Form and note down the system generated Application No.**

Step-3: Upload scanned images of Candidate's Photograph (file size: 10 kb - 200 kb) and Candidate's Signature (file size: 4kb - 30kb) in JPG/JPEG format.

Step-4: Pay fee using **SBI/Syndicate/HDFC/ICICI/Paytm Payment Gateway** through **Debit Card/Credit Card/Net Banking/UPI** and keep proof of fee paid. In case the Confirmation Page is not generated after payment of fee then the transaction is cancelled, and amount will be refunded to the candidate's account. However, the candidate has to make another transaction, in case the Confirmation Page is not generated.

❖ Download, save and print copies of Confirmation Page after successful remittance of fee and keep copies safely for future reference.

❖ All the 4 Steps can be done together or at separate times.

7. Candidates are advised to visit the NTA website and check their e-mails/SMS regularly for latest updates.
8. Candidate shall appear at their own cost at the Examination Centre on Date and Shift indicated on their Admit Card issued by the NTA.
9. Any request to change the Examination Centre, Date, Shift and NET Subject provided on the Admit Card shall not be considered under any circumstances.

Note:

1. *The final submission of Online Application Form will remain incomplete if Step-3 and step-4 are not complete. Such forms will stand rejected and no correspondence on this account will be entertained.*
2. *No request for refund of fee once remitted by the candidate will be entertained by NTA under any circumstances.*
3. *The entire application process of **UGC-NET December 2019** is online, including uploading of scanned images, Payment of Fees, and Printing of Confirmation Page. **Therefore, candidates are not required to send/submit any document(s) including Confirmation Page to NTA through Post/ Fax/ by Hand/E-mails.***

Candidates are **NOT** allowed to carry Instrument, Geometry or Pencil box, Handbag, Purse, any kind of Paper/ Stationery/ Textual material (printed or written material), Eatables and Water (loose or packed), Mobile Phone/ Ear Phone/ Microphone/ Pager, Calculator, DocuPen, Slide Rules, Log Tables, Camera, Tape Recorder, Electronic Watches with facilities of calculator, any metallic item or electronic gadgets/ devices in the Examination Hall/Room.

Diabetic students will be allowed to carry eatables like sugar tablets/fruits (like banana/apple/ orange) and transparent water bottle to the Examination Hall/Room. However, they will not be allowed to carry packed foods like chocolates/candy/sandwich etc.

DISCLAIMER

1. Candidates are advised to read the Information Bulletin carefully and go through the instructions regarding filling of Online Application Form given on UGC-NET 2019 website www.nta.ac.in, www.ntanet.nic.in before starting online registration.
2. Candidate should ensure that all information entered during the online registration process is correct.
3. Online information provided by candidates like name of candidate, contact/ address details, category, PwD status, educational qualification details, date of birth, etc will be treated as correct/final. Any request for changes in information after the closure of correction period will not be considered by NTA under any circumstances.
4. NTA disclaims any liability that may arise to a candidate(s) due to incorrect information provided by the candidate(s) during application process.
5. NTA does not edit /modify/alter any information entered by the candidates after completion of application process under any circumstances. Any request for change in information thereafter will not be entertained. Therefore, candidates are advised to exercise utmost caution for filling up correct details in the Application Form.

Usage of Data and Information:

NTA can use the data provided by the End User (test taker) for internal purpose(s) including training, research and development, analysis and other permissible purpose(s).

INDEX

Sl. No.	Particulars	Page No.
1.	Introduction	1
2.	UGC-NET December 2019 Examination: 2.1 Mode of Examination 2.2 Pattern of Examination 2.3 Examination Centre (Cities) of UGC-NET December 2019 2.4 State/Union Territories and their Codes 2.5 Subject and Syllabus of Test 2.6 Schedule of Examination	1-2
3.	Important Instructions	2-3
4.	Eligibility Criteria 4.1 Qualifying Examination 4.2 Age Limit and Relaxation 4.3 Reservation Policy 4.4 Exemption (Eligibility for Assistant Professor)	3-5
5.	Fee Details and Important Dates	5-6
6.	How to Apply (Application Procedure) 6.1 Ready Reckoner 6.2 Instructions for filling Online Application Form 6.3 Check List for filling the Online Application Form	6-9
7.	Admit Card for UGC-NET December 2019	9-10
8.	Code of Conduct 8.1 Documents to be brought to the Examination Centre 8.2 Prohibited Materials at the Examination Centre 8.3 Reporting Time and other Important Instructions 8.4 Unfairmeans 8.5 Rough Work	10-12
9.	Display of Provisional Answer Key for Challenges	12
10.	Re-Evaluation/Re-Checking of result	12
11.	Procedure and Criteria for Declaration of Result	12-14
12.	Procedure for appearing in Computer Based Test (CBT) for UGC-NET	14
13.	Test Practice Centres (TPCs)	14
14.	Correspondence with NTA	14
15.	Query Redressal System (QRS)	14
16.	Common Services Centres/Facilitation Centres	14-15
17.	NTA Weeding Out Norms	15
18.	Legal Jurisdiction	15
ANNEXURES		
I.	Cities for Centres of UGC-NET December, 2019	16-20
II.	States/ Union Territories and their Codes	21
III.	Subjects and their Codes	22-23
IV.	Subjects at Post Graduation Level	24
V.	Post-Graduation Courses /Program	25
VI.	GST/Processing charges and Goods and Service Taxes (GST) and Procedure for Payment of Fee	26-27
VII.	Common Services Centres/Facilitation Centres	28
VIII.	Replica of Application Form / Screen Shots	29-40
IX.	NTA Normalization procedure based on Percentile Score	41-43
X.	How to take Computer Based Test (CBT)	44-49
XI.	NTA Test Practice Centres (TPCs) and NTA APP (available on 'Playstore')	50-60
XII.	Proformas of Certificate regarding Physical Limitation in an Examinee to Write	61
XIII.	Proformas of Letter of Undertaking for Using Own Scribe	62
XIV.	Affidavit for Single Girl Child	63
XV.	Self-Declaration of Minority Community by Candidate for support for Minority Students	64

INFORMATION BULLETIN

University Grants Commission-National Eligibility Test December, 2019

1. Introduction

The Ministry of Human Resource Development (MHRD), Government of India (GOI), has established **National Testing Agency (NTA)** as an independent, autonomous and self-sustained premier organization under the Societies Registration Act, 1860, registered as a self-reliant and self-sustained premier testing organization.

Some of the objectives, inter alia, include:

- (i) To conduct efficient, transparent and international standard tests in order to assess the competency of candidates for admission.
- (ii) To undertake research on educational, professional and testing system to identify gaps in the knowledge systems and take steps for bridging them.
- (iii) To produce and disseminate information and research on education and professional development standards.

The University Grants Commission (UGC) has entrusted the responsibility of conducting UGC-NET to NTA. UGC-NET is a test to determine the eligibility for 'Assistant Professor' and 'Junior Research Fellowship and Assistant Professor' in Indian universities and colleges.

UGC-NET December 2019 shall be conducted in subjects given at **Annexure III**, at selected cities spread across the country (**Annexure I**).

2. UGC-NET December 2019

2.1 Mode of Examination: The Examination shall be conducted as **Computer Based Test (CBT) only**.

2.2 Pattern: The Test will consist of **two** papers. Both the papers will consist of objective type, multiple choice questions. **There will be no break between papers.**

Paper	Marks	Number of Questions	MCQ	Total duration
I	100	50	The questions in Paper I intends to assess the teaching/ research aptitude of the candidate. It will primarily be designed to test reasoning ability, reading comprehension, divergent thinking and general awareness of the candidate.	03 hours (180 minutes) without any break. All the questions are compulsory.
II	200	100	This is based on the subject selected by the candidate and will assess domain knowledge.	

Note:

1. For each correct response the candidate will get 2 marks.
2. There is no negative marking for incorrect response.
3. No marks will be given for questions Unanswered/Marked for Review.
**If a question is found to be incorrect/ambiguous during the key challenge, only those candidates who have attempted the question and chosen one of the correct answer would be given the credit. Only for dropped question(s), if any, marks will be given to all the candidates.*

2.3 Examination Centres (Cities):

The Centres (Cities) where the Test shall be conducted are given at **Annexure-I**.

It is mandatory for candidates to select the States/Cities (any four of their choice) while filling Online Application Form of UGC-NET December 2019. Effort will be made to allot Centre of examination to the candidates in order of the City choice opted by them in their Application Form. **However, due to administrative reasons, a different city of nearby area may be allotted.**

2.4 States/Union Territories:

The List of States/Union Territories and their codes are given at **Annexure-II**.

2.5 Subject and Syllabus of Test:

The List of UGC-NET subjects for December 2019 and their Codes are given at Annexure-III. The candidates may note that the syllabus has been modified and the new syllabus applicable from June 2019 onwards has also been notified through a public notice on NTA website.

Updated syllabi for all NET subjects can be downloaded from the UGC website: <https://www.ugcnetonline.in/syllabus-new.php>.

National Testing Agency will not provide the copy of syllabus to any candidate.

2.6 Schedule of Examination:

Dates of Examination	Between 02 December 2019 and 06 December 2019	
	First Shift	Second Shift
Timing of Examination	09.30 am- 12.30 pm	02.30 pm- 5.30 pm
Duration of Examination	03 hours	
Entry into the Examination Centre*	7.30 am - 8.30 am	12.30 pm -1.30pm pm
Entry in the Examination Hall/Room	8.45 am- 9.00 am	1.45 pm- 2.00 pm
Instructions by the invigilators	9.15 am -9.25 am	2.15 pm- 2.25 pm
Test Commences	9.30 am	2.30 pm
Test Concludes	12.30 pm	5.30 pm

***Candidates are advised to report at the Examination Center, at least 2 hours before the commencement of the examination. Candidates will not be permitted to enter into the Examination Center after 8.30 am in First Shift and after 1.30 pm in Second Shift.**

In case any candidate furnishes false information, appears in more than one shifts/dates of the CBT, the candidature is likely to be cancelled and the result will not be declared in such a case.

3. Important Instructions

- (i) The eligibility for 'Assistant Professor' or for 'Junior Research Fellowship and Assistant Professor' will depend on the performance of the candidate in both the papers of UGC-NET in aggregate. However, the candidates qualifying **exclusively for Assistant Professor will not be considered for the award of JRF**. Candidates appearing in UGC-NET should thoughtfully select in the Application Form whether they are applying for 'Assistant Professor' or 'Junior Research Fellowship (JRF) and Assistant Professor'. Candidates who qualify the Test for eligibility for Assistant Professor will be governed by the rules and regulations for recruitment of Assistant Professor of the concerned universities/colleges/State governments, as the case may be.
- (ii) The candidates who qualify for the award of JRF are eligible to pursue research in the subject of their post-graduation or in a related subject and are also eligible for Assistant Professor. The universities, institutions, IITs and other national organizations may select the JRF awardees for full time research work in accordance with the procedure prescribed by them.
- (iii) **Junior Research Fellowship:** Candidates qualifying for the award of JRF will be eligible to receive fellowship of UGC under various schemes, subject to their finding placement in universities/IITs/Institutions. The validity period of the offer will be **three years** w.e.f. the date of issue of JRF Award Letter. However, for those candidates who have already joined M. Phil. / Ph.D., the date of commencement of Fellowship shall be from the date of declaration of NET result or date of their joining, whichever is later.

4. Eligibility Criteria

4.1 Qualifying Examination

- (i) General/Unreserved/General-EWS candidates who have secured **at least 55% marks** (without rounding off) in Master's Degree or equivalent examination from universities/institutions recognized by UGC (available on the website: www.ugc.ac.in/oldpdf/consolidated%20list%20of%20All%20universities.pdf) in Humanities and Social Science (including languages), Computer Science and Applications, Electronic Science etc. are eligible for this Test. **List of subjects at Post Graduation level is attached as Annexure-IV.** The Other Backward Classes (OBC) belonging to Non-Creamy Layer/Scheduled Caste (SC)/Scheduled Tribe (ST)/Persons with Disability (PwD)/Transgender category candidates who have secured **at least 50% marks** (without rounding off) in Master's degree or equivalent examination are eligible for this Test.
- (ii) Candidates who are pursuing their Master's degree or equivalent course or candidates who have appeared for their qualifying Master's degree (final year) examination and whose result is still awaited or candidates whose qualifying examinations have been delayed may also apply for this test. However, such candidates will be admitted provisionally and shall be considered eligible for award of JRF/eligibility for Assistant Professor only after **they have passed their Master's Degree or equivalent examination with at least 55% marks (50% marks in case of OBC-NCL /SC/ST/PwD/Transgender category candidates)**. Such candidates must complete their Master degree or equivalent examination within two years from the date of NET result with required percentage of marks, failing which they shall be treated as disqualified.
- (iii) General/Unreserved/General-EWS candidates belonging to the **transgender** category would be eligible to draw the same relaxation in fee, age and qualifying criteria for NET (i.e. JRF and Assistant Professor) as are available to SC/ST/PwD categories. The subject wise cut-offs for this category should be the lowest among those for SC/ST/PwD/OBC-NCL categories in the corresponding subject.
- (iv) The Ph.D. degree holders whose Master's level examination have been completed by **19 September 1991** (irrespective of date of declaration of result) shall be eligible for **a relaxation of 5% in aggregate marks (i.e. from 55% to 50%)** for appearing in NET. The list of Post-Graduation courses and their codes is given at **Annexure-V**.
- (v) Candidates are advised to appear in the subject of their Post Graduation only. The candidates, whose Post Graduation subject is not covered in the list of NET subjects attached as **Annexure-IV**, may appear in a related subject.
- (vi) Candidates **are neither required to send any certificates/documents in support of their eligibility nor printout of their Application Form or Confirmation Page to NTA**. However, the candidates, in their own interest, must ensure themselves about their eligibility for the test. In the event of any ineligibility being detected by the UGC/NTA at any stage, their candidature will be cancelled and they shall be liable for legal action. NTA does not verify the information provided by the candidates during online registration and hence candidature will be purely provisional subject to the fulfillment of eligibility criteria.
- (vii) Candidates with post-graduate diploma/certificate awarded by Indian University/ Institute or foreign degree/diploma/certificate awarded by the foreign University/ institute should in their own interest, ascertain the equivalence of their diploma/degree/ certificate with Master's degree of recognized Indian universities from Association of Indian Universities (AIU), New Delhi (www.aiu.ac.in).

4.2 Age Limit and Relaxation

- (i) **JRF:** Not more than 30 years as on 01.12.2019.

A relaxation of **upto 5 years** is provided to the candidates belonging to OBC-NCL (as per the Central list of OBC available on website: www.ncbc.nic.in) /SC/ST/PwD/Transgender categories and to women applicants. Relaxation will also be provided to the candidates with research experience, limited to the **period spent on research** in the relevant/related subject of post-graduation degree, subject to a maximum of 5 years, on production of a certificate from

appropriate authority. **Three years relaxation** in age will be permissible to the candidates with L.L.M. degree. A relaxation of **upto 5 years is provided to the candidates who have** served in the **armed forces subject to the length of service** in the armed forces upto the first day of the month in which the concerned UGC-NET is to be held. **Total age relaxation on the above ground(s) shall not exceed five years under any circumstances.**

(ii) Assistant Professor:

There is no upper age limit in applying for UGC-NET for Assistant Professor.

4.3 Reservation Policy

Reservation policy of the Government of India is applicable to UGC-NET. According to this, in the Central Universities and Institutions which are deemed to be Universities, 10% of the seats are reserved for the category General-Economically Weaker Section (GEN-EWS), 15% of the seats are reserved for the category Scheduled Caste(SC), 7.5% for the category Scheduled Tribe(ST) and 27% for the category Other Backward Classes belonging to the Non Creamy layer”(OBC-NCL).

Each category will have 4 (four)% reservations horizontally for Persons with Disabilities(PwD) as defined in the Rights of Persons with Disabilities Act, 2016 (RPwD Act,2016) (source-Press Release by UGC).

Section 2(r) of the RPwD Act, 2016 states the following:

Persons with benchmark disabilities (PwD) means a person with not less than forty percent (40%) of a specified disability where specified disability has not been defined in measurable terms and includes a person with disability where specified disability has been defined in measurable terms, as certified by the certifying authority.

“Specified Disability” means the disabilities as specified in the Schedule of the RPwD Act 2016. The categories of disabilities are:

- (i) Blindness and low vision
- (ii) Deaf and hard of hearing
- (iii) Locomotor disability including cerebral palsy, leprosy cured, dwarfism, acid attack victims and muscular dystrophy
- (iv) Autism, intellectual disability, specified learning disability and mental illness, and
- (v) Multiple disabilities from amongst persons under clauses (i) to (iv)
- (vi) Other ‘specified disabilities’ mentioned in the Schedule of the RPwD Act 2016.

Please refer to Office Memorandum issued by Ministry of Social Justice & Empowerment dated 29 August 2018 (F.No.34-02/2015-DD-III), guideline IV, second paragraph.

The facility of Scribe/Reader/Lab Assistant should be allowed to any person with benchmark disability as defined under section 2(r) of the RPwD Act, 2016 and has limitation in writing including that of speed if so desired by him/her.

In case of persons with benchmark disabilities in the category of blindness, Locomotor disability (both arms affected- BA) and cerebral palsy, the facility of scribe/reader/lab assistant shall be given, if so desired by the person.

In case of other category of persons with benchmark disabilities, the provision of scribe/reader/lab assistant can be allowed on production of a certificate to the effect that the person concerned has physical limitation to write, and scribe is essential to write examination on his behalf, from the Chief Medical Officer/Civil Surgeon Medical Superintendent of a Government health care institution as per Proforma at **Annexure XII**.

The order further allows the candidate to opt for their own scribe/reader provided the qualification of the scribe is one step below the qualification of the candidate taking the examination. The candidate with bench-mark disabilities opting for their own scribe/reader should submit details of their own scribe as per Proforma at **Annexure XIII**.

Twenty minutes per hour compensatory time for duration of examination will also be allowed to the candidates who are availing the facility of scribe/reader/lab assistant.

The reservation policy, as announced by the government from time to time will be followed by the admitting institutes. The candidates are advised to look for the details at the time of admission.

Important Note: No change in the category will be entertained after the last date specified by NTA for UGC-NET December-2019 Application and no subsequent changes will be effective after declaration of NTA UGC-NET Score 2019.

4.4 Exemption (Eligibility for Assistant Professor)

- (i) NET/SET/SLET shall remain the minimum eligibility condition for recruitment and appointment of Assistant Professors in Universities/Colleges/ Institutions. In this regard, exemption from NET/SET/SLET will be governed by UGC regulations and amendments notified in the Gazette of India from time to time.
- (ii) The candidates who have passed the UGC/CSIR/JRF examination prior to 1989 are also exempted from appearing in NET.
- (iii) For SET Candidates: The candidates who have cleared the States Eligibility Test (SET) accredited by UGC for Assistant Professor held prior to 1st December 2002, are exempted from appearing in NET, and are eligible to apply for Assistant Professor anywhere in India. For SET held from 1st December 2002 onwards, the qualified candidates are eligible to apply for the post of Assistant Professor only in the universities/colleges situated in the State from where they have cleared their SET.

5 Fee Details and Important Dates:

Online submission of Application Form	09 September – 09 October 2019 (upto 11:50 pm)	
Last date of successful transaction of fee through Credit Card/Debit Card/Net-Banking/Paytm	10 October 2019 (upto 11:50 pm)	
Fee Payable by Candidates	General/Unreserved	Rs. 1000/-
	Gen-EWS*/ OBC-NCL**	Rs. 500/-
	SC/ST/PwD/ Transgender	Rs. 250/-
	Processing charges & Goods and Services Tax (GST) are to be paid by the candidate, as applicable	
Correction in particulars of Application Form on website only	18 October to 25 October 2019	
Downloading of Admit Cards from NTA website	09 November, 2019	
Dates of Examination	Between 02 December 2019 (Monday) and 06 December 2019 (Friday)	
Duration of Examination	180 minutes (03 hours) No break between Paper 1 & Paper 2	
Timing of Examination	First Shift: 9.30 am to 12.30 pm	
	Second Shift: 02.30 pm to 05.30 pm	
Centre, Date and Shift for Candidates	As indicated on Admit Card	
Display of Recorded Responses and Answer Keys	To be announced later	
Website(s)	www.nta.ac.in , www.ntanet.nic.in	
Declaration of Result on NTA website	by 31 December 2019	

*As per the OM No. 20013/01/2018-BC-II dated January 17, 2019 issued by the Ministry of Social Justice and Empowerment and the OM No. 12-4/2019-U1 dated 17.01.2019 as well as the Letters No 35-2/2019-T.S.I dated 21.01.2019, 01.02.2019, 04.02.2019 and 15.02.2019 of MHRD Department of Higher Education regarding implementation of reservation for Economically Weaker Sections (EWSs) for admission in Central Educational Institutions.

**OBC (Other Backward Classes)-NCL (Non-Creamy Layer) - as per the central list of Other Backward Classes available on National Commission for Backward Classes (NCBC- Government of India website www.ncbc.nic.in). The candidates falling in this list may mention OBC in the Category Column.

State list OBC Candidates who are not in OBC-NCL (Central List) **must** choose **General**.

6 How to apply (Application Procedure)

(Please see Replica of Application Form - Annexure VIII)

To avoid any kind of inconvenience or last-minute rush or unforeseen difficulties, candidates are advised to submit Online Application Form without waiting for the last date. NTA will not be responsible for network problems or any other problem of this nature in submission of online application during the last day.

6.1 Ready Reckoner:

Before beginning the process of filling the Online Application Form, read Information Bulletin carefully, keep ready required documents and follow the following instructions:

- ❖ Copy of Board/ University Certificate for Candidate's Name, Mother's Name, Father's Name and Date of Birth
- ❖ Type of Identification – Bank A/c passbook with photograph/ Passport Number/ Ration Card/ Aadhaar Card Number/Voter ID Card Number/ Other Govt ID
- ❖ Qualifying Degree Certificate or last semester marks sheet
- ❖ Your Mailing Address as well as Permanent Address with Pin Code (**Refer Annexure- II for State Code**)
- ❖ **Four cities** for Centres of your choice (**Refer Annexure-I for Codes**)
- ❖ Code of NET Subject (**Refer Annexure-III for Code**)
- ❖ Code of subject at Post Graduation level (**Refer Annexure-IV for Code**)
- ❖ Code of Post Graduation Course (**Refer Annexure-V for Code**)
- ❖ Category Certificate, if applicable
- ❖ Economically Weaker Section (EWS) Certificate, if applicable
- ❖ Person with Disability (PwD) Certificate, if applicable
- ❖ e-mail address and Mobile Number of candidate
- ❖ Scanned images in **JPG/JPEG format only**:

Candidate's Photograph	File size must be between 10 kb to 200 kb.
Candidate's Signature in running hand	File size must be between 04 kb to 30 kb.

6.2 Instructions for filling Online Application Form:

- ❖ Log on to NTA website www.ntanet.nic.in and click on the "Apply Online" button under UGC-NET December 2019.
- ❖ Download [Information Bulletin](#) and [Replica of Application Form](#). Read these carefully to ensure your eligibility and acquaint yourself with the requirements for submission of Online Application Form.

Step-1: Apply for Online Registration using unique Email Id and Mobile No.

Step-2: Complete Online Application Form and note down the system generated Application No.

Step-3: Upload scanned images of Candidate's Photograph and Candidate's Signature in JPG/JPEG format.

- Step-4:** Make payment of fee through SBI /Syndicate/HDFC /ICICI Payment Gateway (Debit/Credit Card or Net Banking/Paytm) and keep proof of fee paid.
- ❖ Download save and print copy of **Confirmation Page** after successful remittance of fee for your record and future reference.
 - ❖ For submission of Online Application Form, Steps 1 to 4 must be completed. All Steps are mandatory.
 - ❖ The final submission of Online Application Form will remain incomplete if step 2 and step 3 are not followed through. Such Online Application Forms would stand rejected and no correspondence on this account will be entertained.
 - ❖ Candidate will get Application Number and One Time Password (OTP) message through e-mail and SMS for submission of Online Application Form. (Future Login will be allowed only with the Application Number and Password, so these must be preserved)
 - ❖ Download, save and print copies of the Confirmation Page for your record and future reference.

Step I: Registration Page
<p>Fill in the basic information and note down the system generated Application No.</p> <ul style="list-style-type: none"> (i) Candidate's Name/ Mother's Name/ Father's Name as given in the Secondary School Examination or equivalent Board/ University Certificate in capital letters (ii) Date of Birth in dd/mm/yyyy format as recorded in Secondary School Examination or equivalent Board/ University certificate. (iii) Mobile Number and e-mail Address - Candidates must provide own Mobile Number and e-mail address. <p>Note: Only one e-mail address and one Mobile Number are valid for one application</p>

Step II: Fill in the complete Application Form
<p>Fill in the complete Application Form</p> <ol style="list-style-type: none"> 1. <i>The application particulars entered can be edited before final submission of the Application Form.</i> 2. <i>Once finally submitted, particulars in certain specific fields may be changed only during correction window. After that no communication in this regard would be entertained.</i> 3. All the steps for submission of Online Application Form, Uploading of Candidate's photograph, Candidate's signature, Payment of fee and Printing of Confirmation Page can also be done separately. 4. <i>Facility of submission of Online Application Form, uploading of photograph, signatures, payment of fee and printing of the Confirmation Page will be deactivated as per schedule for submission of Application Form. Hence, candidates are required to complete the process within the prescribed schedule.</i> 5. <i>Candidates are not required to send/ submit hard copy of Confirmation page to NTA office. However, the candidates are advised to retain the hard copy of the Confirmation Page, and a proof of fee submitted for future need.</i> 6. <i>Registration will be treated as complete only if the fee has been transacted successfully, else the form will be cancelled.</i> 7. Other Backward Classes (OBC)- Non Creamy Layer as per the central list of Other Backward Classes available on National Commission for Backward Classes (NCBC), Government of India website (www.ncbc.nic.in). Thus, the candidates falling in this list may mention OBC in the Category Column. State list OBC Candidates who are not in OBC-NCL (Central List) must choose General. 8. <i>Economically Weaker Section (EWS) - As per the OM No. 20013/01/2018-BC-II dated January 17, 2019 issued by the Ministry of Social Justice and Empowerment and the OM No. 12-4/2019-U1 dated 17.01.2019 as well as the Letters No 35-2/2019-T.S.I dated 21.01.2019, 01.02.2019, 04.02.2019 and 15.02.2019 of MHRD Department of Higher Education regarding implementation of reservation for Economically Weaker Sections (EWS) for admission in Central Educational Institutions.</i>

9. *Gender- Provide Candidate's gender as recorded in the Type of Identification viz. Bank A/c Number/ Passport Number/ Ration Card/ Other Govt ID.*
10. *Single Girl Child- This option will be visible only if the candidate has selected the option "Female" in gender column. Single Girl Child in the family without brother or sister may select this option. Twin Daughter/Fraternal Daughter of the family may also select this option. (Annexure- XIV)*
11. *Minority – The candidate should select any one of the Minority Community viz. Muslim, Christian, Sikh, Buddhist, Jain and Parsi which is notified under minority community as per Section 2 (c) of National Commission for Minorities Act, 1992. The Self Declaration of Minority Community by Candidate for support for Minority Students given at Annexure- XV*
12. *Provide complete postal address with PIN Code (Mailing Address as well as Permanent Address) for further correspondence. PIN code of Correspondence Address should be given in the space provided for this purpose.*

(Note: The NTA shall not be responsible for any delay/loss in postal transit or for an incorrect Correspondence address given by the Applicant in the Application Form.)

13. **Choice of Cities for Examination Centres:** *The candidate should select any four cities of their choice for examination of NET December 2019 given at Annexure-I.*
14. **NET Subject:** *The candidate should select the NET subject to appear from the list of NET Subjects given at Annexure-III.*
15. **Subject at Post Graduation level:** *The candidate should select the Subject at Post Graduation level given at Annexure-IV.*
16. **Post-Graduation Course:** *The candidate should select the Post-Graduation Course given at Annexure-V.*
17. **Under no circumstances the choice of cities for Centre and NET subject filled in the Application Form shall be changed by the NTA.**

Step III: Uploading of scanned images

(i) Candidate's Photograph: to be uploaded

- The photograph must be taken on or after **02.09.2019** preferably indicating clearly the name of candidate along with the date of taking the photograph. Photograph should not be with cap or goggles.
- Spectacles are allowed only if being used regularly.
- **Polaroid and Computer generated photos are not acceptable.**
- **Applications not complying with these instructions or with unclear photographs are liable to be rejected.**
- **Application without photograph shall be rejected.**
- **The photograph need not be attested. Candidates are advised to take 6 to 8 passport size coloured photographs with white background.**
- **Candidates may please note that if it is found that photograph uploaded is fabricated i.e. de-shaped or seems to be hand-made or computer made, the form of the candidate will be rejected and the same would be considered as using Unfair means and the candidate would be dealt with accordingly.**

Note: Same Passport size photograph is to be used for uploading with Online Application Form and for pasting on Attendance Sheet at the Examination Centre.

The candidate should scan his/her passport size photograph for uploading. File size must be between 10 kb to 200 kb.

(ii) Candidate's Signature: to be uploaded

- ❖ **The candidate should put his full signature in running hand writing on white paper with Black Ink pen and scan for uploading.**
- ❖ **File size must be between 4 kb to 30 kb.**

- ❖ Writing full name in the Box in Capital letters would not be accepted as signature and the Application Form would be rejected.
 - ❖ Further, unsigned Online Application Forms will also be rejected.
- Note: Candidate must ensure that the uploaded images are clear and proper.**

Step IV: Payment of Fee and Status of receipt of Online Application Form with Fee:

The final Confirmation of payment of Fee and the receipt of online transaction will be displayed in the Confirmation Page of UGC NET December 2019. The candidature of the candidate, whose fees has not been received upto the prescribed last date (i.e. 10 October 2019), will not be considered for the examination.

In case the candidate has paid the fee but still not able to download the Confirmation Page, the candidate should approach the Help Line between 10.00 am to 5.00 pm from 18 October 2019 to 25 October 2019 with the following documents for correction and considering his/her candidature for the examination.

- (i) Proof of fee paid (Photocopy of transaction slip of fees paid through Debit/Credit Card and Net Banking/Paytm). **In case, the fee has not been remitted within the prescribed last date, the application would be treated as incomplete/unsuccessful and it shall not be considered.**
- (ii) **No request regarding non-receipt of Online Application Form/Fee would be entertained by the NTA after 25 October 2019.**
- (iii) **Candidates are advised to keep visiting the NTA website regularly for latest updates. Candidates should check their mailbox for the given email ids and SMS in their registered Mobile Number for latest updates and information.**

6.3 Check List for filling the Online Application Form:

The candidates are advised to ensure the following points before submitting the Online Application Forms:

- (i) Whether they fulfill the eligibility conditions for the Test as prescribed under the heading '**Conditions of Eligibility**' and '**Age Limit**'.
- (ii) That they have selected their **category** viz General/General-EWS/OBC (Non-Creamy Layer)/SC/ST/PwD/ Transgender and Minority option, in the relevant column correctly.
- (iii) That they have filled their **Subject code and City of examination code** in the relevant column correctly.
- (iv) That the Person with Disability (PwD) candidate has filled the relevant column in the Online Application Form. Only PwD candidates have to fill this column and the others have to leave it blank.
- (v) Whether they have kept a Printout of Application Form (confirmation page) for their own record.

7 Admit Card for UGC-NET December 2019

The Admit Card is issued provisionally to the candidates, subject to the fulfillment of the eligibility conditions.

The candidate has to download the Admit Card from the NTA website w.e.f 09 November 2019 onwards and appear for the Examination at the given Centre on Date and Shift (Timing) as indicated in their Admit Card.

No candidate will be allowed to appear at the examination centre, on Date and Timings other than that allotted to them in their Admit card.

In case candidates are unable to download Admit Cards from the website, the candidate should approach the Help Line between 10.00 am to 5.00 pm from 09 November 2019 to 16 November 2019.

The candidates are advised to read the instructions on the Admit Card carefully and follow them during the conduct of the examination.

In case of any discrepancy in the particulars of the candidate or his/her photograph and signatures shown in the Admit Card and Confirmation Page, the candidate may immediately **approach the Help Line between 10.00 am to 5.00 pm between** 09 November 2019 to 16 November 2019. **In such cases, candidates would appear in the examination with the already downloaded Admit Card. However, NTA will take necessary action to make correction in the record later.**

Note:

- a. *Candidate may please note that Admit Cards will not be sent by post.*
- b. *In no case, the duplicate Admit Card for UGC-NET December 2019 would be issued at the Examination Centres.*
- c. *Candidate must not mutilate the Admit Card or change any entry made therein.*
- d. *Candidates are advised to preserve their Admit Cards in good condition for future reference.*
- e. *No Admit Card shall be issued to the candidates whose Applications are found to be incomplete for any reasons (including indistinct/ doubtful photographs/unsigned Applications) or who do not fulfill the eligibility criteria for the examination.*
- f. *Issue of Admit Cards, however, shall not necessarily mean acceptance of eligibility which shall be further scrutinized at subsequent stages of admission process.*

8 Code of Conduct:

(Candidates are advised to go through instruction printed on admit card carefully before going for the Examination)

8.1 Documents to be brought to the Examination Centre

- ❖ Candidates must bring the following documents to the Test Centre
- ❖ Printed copy of **Admit Card** downloaded from NTA website.
- ❖ **One passport size photograph** (same as uploaded on the Online Application Form) for pasting on the specific space in the Attendance Sheet at Centre during the Examination. Any one of the **authorized photo IDs** (must be original, valid and non-expired) – PAN card/ Driving License/ Voter ID/ Passport/ Aadhaar Card (With photograph)/ Aadhaar Enrolment No/ Ration Card). **The name on the photo identification must match with the name as shown on the Admit Card.**

If the name has been changed due to events such as marriage, candidate must show the relevant document at the time of exam. Marriage Certificate/ Divorce/ Decree/ Legal Name Change Document.

- ❖ **PwD certificate** issued by the Competent Authority, if claiming the relaxation under PwD category.

8.2 Prohibited Materials at the Examination Centre

- (i) Candidates are not allowed to carry any baggage inside the Examination Centre. NTA will not be responsible for any belongings stolen or lost at the premises.
- (ii) Candidates are not allowed to carry any textual material, Calculators, Docu Pen, Slide Rules, Log Tables and Electronic Watches with facilities of calculator, printed or written material, bits of papers, mobile phone, Blue-tooth devices, pager or any other electronic gadget/ device etc.
- (iii) The candidates are prohibited to bring any kind of electronic gadgets/device in the examination room/hall. If any candidate is found to be in possession of any of the above item, his/her candidature will be treated as cancelled and will also be debarred for future examination(s). The items/material will be seized and the case treated as one of 'unfair means'.
- (iv) No candidate, without the special permission of the Centre Superintendent or the Invigilator concerned, will leave their seat or Examination Room/Hall until the full duration of the paper is over. Candidates must follow the instructions strictly as instructed by the Centre

Superintendent/Invigilators. Candidates should not leave the room/hall without handing over their rough sheets to the Invigilator on duty in the Room/Hall.

- (v) Smoking, chewing gutka, spitting etc. in the Examination Room/Hall is strictly prohibited.
- (vi) Tea, coffee, cold drinks, snacks or eatables things are not allowed to be taken inside the examination room/hall during examination hours.
- (vii) Candidates suffering from diabetes are allowed to carry into the examination hall the eatables like sugar tablets / fruits (like banana/apple/ orange) and transparent water bottle. However, they will not be allowed to carry packed foods like chocolate/ candy/sandwich etc.
- (viii) The Candidates, especially those who are carrying the barred items, including the metallic objects such as Kara and Kirpan etc., should report at their respective Examination Centers one and half hour before the gate closing time, for ensuring timely checking/frisking and entry to the Examination Hall.

If upon screening at the Examination Centre, it is discovered that any candidate is actually carrying, within the 'Kara' and 'Kirpan', a suspect device, he/she may be asked not to take it in the Examination Hall (as directed by the Hon'ble Delhi High Court vide its Order dated 03.05.2018).

8.3 Reporting Time and other Important Instructions

- (i) **The candidates shall report at the Examination Centre two hours before the commencement of the examination** so as to complete the frisking and registration formalities well before time. Registration desk will be closed 30 minutes prior to the examination.
- (ii) Candidates shall not be permitted to enter in the Examination Centre after 8.30 am in First Shift and after 1.30 pm in Second Shift.
- (iii) Candidates are also advised to report at the Examination Hall/Room in the Examination Centre by 8.45 am in the First Shift and by 1.45 pm in the Second Shift.
- (iv) The candidates are advised to read the instructions on the Admit Card carefully and follow them during the conduct of the examination.
- (v) Candidates should take their seat immediately after opening of the Examination Hall. If the candidates do not report in time due to any reason i.e. traffic jam, train/bus delay etc, they are likely to miss some of the general instructions to be announced in the Examination Rooms/Halls. The NTA shall not be responsible for any delay.
- (vi) The candidate must show, on demand, the Admit Card downloaded/printed from the NTA website for admission in the examination room/hall. The Test Centre Staff on duty is authorized to verify the identity of candidates and may take steps to verify and confirm the identify credentials. Candidates are requested to extend their full cooperation. A candidate who does not possess the valid Admit Card shall not be permitted for the examination under any circumstances by the Centre Superintendent.
- (vii) A seat indicating Roll Number will be allotted to each candidate. Candidates should find and sit on their allocated seat only. In case of a candidate who changes room/hall or the seat on his/her own other than the one allotted, candidature shall be cancelled and no plea would be accepted for it.
- (viii) The candidate should ensure that the question paper available on the computer is as per his/her opted subject indicated in the Admit Card. In case, the subject of question paper is other than his/her opted subject, the same may be brought to the notice of the Invigilator concerned.
- (ix) Candidate may approach the Centre Superintendent/Invigilator in the room for any technical assistance, first aid emergency or any other information during the course of examination.

For any queries or issues regarding Computer Based Test, the candidates may contact on Helpline Numbers available on UGC NET website.

- (x) **For those who are unable to appear on the scheduled date of test for any reason, re-test shall not be held by the NTA under any circumstances.**

8.4 Unfairmeans

The candidates are governed by all Rules and Regulations of the NTA with regard to their conduct in the Examination Hall. All cases of unfair means will be dealt with as per rules.

- (i) If Candidates are found to be in possession of any of the following items, their candidature will be treated as cancelled and will be debarred for future examination(s). The items/material will be seized and the case treated as one of 'unfair means'.

Any textual material, Calculators, Docu Pen, Slide Rules, Log Tables and Electronic Watches with facilities of calculator, printed or written material, bits of papers, mobile phone, Bluetooth devices, pager or any other electronic gadget/device etc.

- (ii) Candidates shall maintain perfect silence and attend to their Question Paper only. Any conversation or gesticulation or disturbance in the Examination Room/Hall shall be deemed as misbehavior.
- (iii) Candidates must not obtain or attempt to obtain or give assistance of any kind during the examination. This will entail expulsion and cancellation of candidature for the examination.
- (iv) If a candidate is found using unfair means or impersonating, his/her candidature shall be cancelled and he/she will be liable to be debarred for taking examination either permanently or for a specified period according to the nature of offence.

8.5 Rough Work

All calculations/writing work are to be done only in the rough sheet provided at the Test Centre in the examination Room/Hall and on completion of the test candidates must hand over the rough sheets to the invigilator on duty in the Room/Hall.

9. Display of Provisional Answer Key for Challenges

The NTA will display Provisional Answer Key of the questions on the NTA website www.ntanet.nic.in to provide an opportunity to the candidates to challenge the Provisional Answer Key. The Answer Keys are likely to be displayed for two to three days.

The Candidates will be given an opportunity to make a challenge online against the Provisional Answer Key on payment of Rs. 1000/- per question challenged as processing charges.

The NTA decision on the challenges shall be final and the result will be declared on the basis of final answer keys.

Display of Recorded Responses

The NTA will display the recorded responses and Question Paper attempted by the candidates on the NTA website www.ntanet.nic.in prior to declaration of result. The recorded responses are likely to be displayed for two to three days.

10. Re-Evaluation/Re-Checking of result

There shall be no re-evaluation/re-checking of result. No correspondence in this regard shall be entertained.

11. Procedure and Criteria for declaration of result

11.1 The following steps will be followed:

Step I: The number of candidates to be qualified (total slots or Eligibility for Assistant Professor) shall be equal to 6% of the candidates appeared in both the papers of NET.

Step II: The total slots shall be allocated to different categories as per the reservation policy of Government of India.

Step III: In order to be considered for 'JRF and Eligibility for Assistant Professor' and for 'Assistant Professor', the candidate must have appeared in both the papers and secured at least 40% aggregate marks in both the papers taken together for General (Unreserved) category candidates and at least 35% aggregate marks in both the papers

taken together for all candidates belonging to the reserved categories (viz., SC, ST, OBC (belonging to Non-Creamy Layer, PwD and Transgender).

Step IV: The number of candidates to be declared qualified in any subject for a particular category is derived as per the methodology illustrated below

Example: Number of candidates to be declared qualified for Eligibility for Assistant Professor in the subject 'Economics' for the Scheduled Caste (SC) category	Number of candidates belonging to SC category who secure at least 35% aggregate marks in both the papers taken together for SC category for 'Economics' (x) Total slots derived for SC category as per Step II (÷) Total number of candidates belonging to SC category over all subjects who secure at least 35% aggregate marks in both the papers taken together.
---------------------------------------------------------------------------------------------------------------------------------------------------------------------------	----------------------------------------------------------------------------------------------------------------------------------------------------------------------------------------------------------------------------------------------------------------------------------------------------------------------------------------------------------------------------

The aggregate percentage of the two papers corresponding to the number of slots arrived at, shall determine the qualifying cut-off for Eligibility for Assistant Professor 'in 'Economics' for the SC category.

Similar yardstick shall be employed for deriving the subject-wise qualifying cut-offs for all categories.

Step V: All candidates who had applied for 'Eligibility for JRF & Eligibility for Assistant Professor both' out of the total number of qualified candidates derived as per Step IV, shall constitute the consideration zone for JRF.

Step VI: The total number of slots available for awarding JRF is allocated among different categories as per the reservation policy of Government of India. The procedure for subject wise cum category-wise allocation of JRF slots is illustrated below:

Example: Number of candidates to be declared qualified for JRF & Eligibility for Assistant Professor both in the subject 'Economics' for the Scheduled Tribe (ST) category	Number of candidates belonging to ST category who have opted for JRF and have qualified for Eligibility for Assistant Professor both in the subject 'Economics' (x) Total JRF slots available for ST category (÷) Total number of candidates belonging to ST category over all subjects who have opted for JRF and have qualified for Eligibility for Assistant Professor.
--------------------------------------------------------------------------------------------------------------------------------------------------------------------------------------	----------------------------------------------------------------------------------------------------------------------------------------------------------------------------------------------------------------------------------------------------------------------------------------------------------------------------------------------------------------------------

The aggregate percentage of the two paper scores corresponding to the number of JRF slots arrived at, shall determine the qualifying cut-off for JRF in 'Economics' for the ST category.

Similar location procedure is used for all subjects and categories.

It may be noted that the above qualifying criteria decided by UGC is final and binding. Result of the examination shall be hosted on NTA website www.ntanet.nic.in and will be declared by 31 December 2019. The candidates will not be individually intimated about their result.

11.2 Normalization procedure (Annexure – IX):

- a) For multi-shift papers, raw marks obtained by the candidates in different shifts/sessions will be converted to NTA Score (percentile).
- b) The detailed procedure on NTA Score being adopted is available on NTA website under Normalization procedure based on Percentile Score.
- c) In case a subject test is conducted in multi-shifts, NTA Score will be calculated corresponding to the raw marks obtained by a candidate. The calculated NTA Score for the Raw Marks for all the shifts/sessions will be merged for further processing for deciding the allocation.

- d) In the events of the percentiles for the multi-shifts being dissimilar / unequal, the lowest will be the eligibility cut-off for that category for all candidates (i.e. all shifts).

For Example: In an the examination held in two shifts, if the 40% marks correspond to a Percentile score of 78 in Shift 1 and 79 in Shift 2, then all those equal to or above 78 percentiles (Percentile score of 100 to 78) in both shifts will become eligible in General Category. Similar method will be adopted for the other categories to determine eligibility cut-offs. In case the examination is held in a greater number of shifts the same principle shall apply.

12. Procedure for appearing in Computer Based Test (CBT)

Process has been explained at Annexure-X

13. Test Practice Centres (TPCs)

The Ministry of Human Resource Development has mandated the NTA to set up, establish and create a network of Test Practice Centres for candidates, especially in remote and rural areas to enable them to practice and be comfortable in taking a Computer Based Test (CBT). This facility is completely free of cost. Candidates can register online (on NTA website) where they are provided a convenient TPC near their location to practice on a given computer node. This facilitates the process of being able to take a Computer Based Test (CBT). The entire experience of using a computer is close to the actual experience of taking a CBT. All efforts are made to provide practice tests and questions so that candidates can familiarize themselves with logging into the system, go through the detailed instructions regarding the test, use the mouse or numeric keyboard on screen (virtual) for attempting each question, scroll down to the next question, navigate between questions, review and edit their options and submit answers. **(Refer to Annexure XI for details).**

14. Correspondence with NTA

All the correspondence should preferably be addressed by e-mail. The email query shall be addressed only if it is not anonymous and contains the name, postal address and contact number of the sender. An email containing vague or general queries and other queries as contained in the Information Bulletin shall not be entertained. Queries shall not be entertained from person claiming to be representatives, associates or officiates of the applicant candidate. The following information shall not be revealed by phone or email:

- a. Internal documentation/status.
- b. Internal decision-making process of NTA. Any claim/counter claim thereof.
- c. Dates & venue of internal meetings or name of the staff/officers dealing with it.
- d. Any information which in the opinion of NTA cannot be revealed.

15. Query Redressal System (QRS)

National Testing Agency (NTA) has established a Query Redressal System (QRS), an online web-enabled system developed by NTA. QRS is the platform based on web technology which primarily aims to enable submission of queries/grievances by the Registered Candidate(s) of UGC-NET December 2019 Examination with (24x7) facility for speedy and favourable redressal of the queries/grievances. A Unique Registration Number will be generated for tracking the status of the queries/grievances.

The Registered Candidate(s) are advised to use the online facility for speedy and favorable response before mailing their queries on the official email id of UGC-NET i.e. ugcnet-nta@gov.in

16. Common Services Centres/Facilitation Centres

Candidates who are not well conversant and submitting face difficulties in the online application due to various constraints, can use the services of Common Services Centre, Ministry of Electronics and Information Technology, Government of India under the Digital India initiatives of Hon'ble Prime Minister. The Common Services Centre (CSC) scheme is a part of the ambitious National e-Governance Plan (NeGP) of Government of India and is managed at each village panchayat level by a Village level Entrepreneur (VLE).

There are more than 1.5 lakhs Common Services Centres (CSC) across the country which will provide the desired support to candidates from urban as well as rural areas in online submission of application form and payment of fee through e-wallet. The list of the Common Services Centre is available on website: www.csc.gov.in.

17. NTA Weeding Out Norms

The record of UGC-NET December 2019 would be available up to 90 days from the Date of Examination.

18. Legal Jurisdiction

All disputes pertaining to the conduct of UGC-NET Examination including Results shall fall within the jurisdiction of Delhi only. Further, any legal question arising out of the Examination shall be entertained only when raised within 30 days from the declaration of result.

The Director (Admn) of the NTA shall be the official by whose designation the NTA may sue or be sued.

List of Cities for Centres of UGC-NET December, 2019

Examination will be held at the following cities, provided there are sufficient numbers of candidates in the city. *

SL.NO.	STATE	CITY	CITY_CD
1	ARUNACHAL PRADESH	ITANAGAR/NAHARLAGUN	AL01
2	ASSAM	DIBRUGARH	AM01
3	ASSAM	GUWAHATI	AM02
4	ASSAM	JORHAT	AM03
5	ASSAM	SILCHAR (ASSAM)	AM04
6	ASSAM	TEZPUR	AM05
7	ANDAMAN AND NICOBAR	PORT BLAIR	AN01
8	ANDHRA PRADESH	ANANTAPUR	AP01
9	ANDHRA PRADESH	BHIMAVARAM	AP03
10	ANDHRA PRADESH	CHIRALA	AP04
11	ANDHRA PRADESH	CHITTOOR	AP05
12	ANDHRA PRADESH	ELURU	AP06
13	ANDHRA PRADESH	GUNTUR	AP07
14	ANDHRA PRADESH	KADAPA	AP08
15	ANDHRA PRADESH	KAKINADA	AP09
16	ANDHRA PRADESH	KURNOOL	AP10
17	ANDHRA PRADESH	NELLORE	AP11
18	ANDHRA PRADESH	ONGOLE	AP12
19	ANDHRA PRADESH	RAJAHMUNDRY	AP13
20	ANDHRA PRADESH	SRIKAKULAM	AP14
21	ANDHRA PRADESH	TIRUPATHI	AP16
22	ANDHRA PRADESH	VIJAYAWADA	AP17
23	ANDHRA PRADESH	VISAKHAPATNAM	AP18
24	ANDHRA PRADESH	VIZIANAGARAM	AP19
25	ANDHRA PRADESH	NARASARAOPET	AP20
26	ANDHRA PRADESH	PRODDATUR	AP21
27	ANDHRA PRADESH	SURAMPALEM	AP23
28	BIHAR	BHAGALPUR	BR02
29	BIHAR	DARBHANGA	BR04
30	BIHAR	GAYA	BR05
31	BIHAR	MUZAFFARPUR	BR06
32	BIHAR	PATNA	BR07
33	BIHAR	PURNEA	BR08
34	BIHAR	ARRAH	BR09
35	CHHATTISGARH	BHILAI NAGAR/DURG	CG01
36	CHHATTISGARH	BILASPUR (CHHATTISGARH)	CG02
37	CHHATTISGARH	RAIPUR	CG03
38	CHANDIGARH	CHANDIGARH/MOHALI	CH01
39	DAMAN & DIU	DAMAN	DD01
40	DAMAN & DIU	DIU	DD02
41	DELHI	DELHI/NEW DELHI	DL01
42	DADRA & NAGAR HAVELI	DADRA & NAGAR HAVELI	DN01
43	GUJARAT	AHMEDABAD/GANDHINAGAR	GJ01
44	GUJARAT	ANAND	GJ02
45	GUJARAT	BHAVNAGAR	GJ03

46	GUJARAT	JAMNAGAR	GJ06
47	GUJARAT	JUNAGADH	GJ07
48	GUJARAT	MEHSANA	GJ08
49	GUJARAT	RAJKOT	GJ10
50	GUJARAT	SURAT	GJ11
51	GUJARAT	VADODARA	GJ12
52	GUJARAT	VALSAD/VAPI	GJ13
53	GUJARAT	HIMATNAGAR	GJ14
54	GOA	PANAJI/MADGAON	GO01
55	HIMACHAL PRADESH	BILASPUR (HIMACHAL PRADESH)	HP01
56	HIMACHAL PRADESH	HAMIRPUR(HIMACHAL PRADESH)	HP03
57	HIMACHAL PRADESH	KANGRA/PALAMPUR	HP04
58	HIMACHAL PRADESH	SHIMLA	HP06
59	HIMACHAL PRADESH	SOLAN	HP07
60	HIMACHAL PRADESH	MANDI	HP08
61	HIMACHAL PRADESH	UNA	HP09
62	HIMACHAL PRADESH	KULLU	HP10
63	HARYANA	AMBALA	HR01
64	HARYANA	FARIDABAD	HR03
65	HARYANA	GURUGRAM	HR04
66	HARYANA	HISSAR	HR05
67	HARYANA	KARNAL	HR06
68	HARYANA	KURUKSHETRA	HR07
69	HARYANA	PANIPAT	HR08
70	HARYANA	SONIPAT	HR09
71	HARYANA	YAMUNA NAGAR	HR10
72	JHARKHAND	BOKARO STEEL CITY	JH01
73	JHARKHAND	DHANBAD	JH02
74	JHARKHAND	JAMSHEDPUR	JH03
75	JHARKHAND	RANCHI	JH04
76	JHARKHAND	HAZARIBAGH	JH05
77	JAMMU AND KASHMIR	BARAMULLA	JK01
78	JAMMU AND KASHMIR	JAMMU	JK02
79	JAMMU AND KASHMIR	SAMBA	JK03
80	JAMMU AND KASHMIR	SRINAGAR (J & K)	JK04
81	KARNATAKA	BELAGAVI(BELGAUM)	KK02
82	KARNATAKA	BELLARY	KK03
83	KARNATAKA	BENGALURU	KK04
84	KARNATAKA	BIDAR	KK05
85	KARNATAKA	DAVANAGERE	KK06
86	KARNATAKA	GULBARGA	KK08
87	KARNATAKA	HASSAN	KK09
88	KARNATAKA	DHARWAD/HUBBALLI(HUBLI)	KK10
89	KARNATAKA	MANGALURU(MANGALORE)	KK12
90	KARNATAKA	MYSURU(MYSORE)	KK14
91	KARNATAKA	SHIVAMOGA(SHIMOGA)	KK15
92	KARNATAKA	TUMAKURU	KK16
93	KARNATAKA	UDUPI/MANIPAL	KK17
94	KARNATAKA	MANDYA	KK18
95	KERALA	ALAPPUZHA/CHENGANNUR	KL01
96	KERALA	ERNAKULAM/ANGAMALY/MOOVATTUPUZHA	KL04
97	KERALA	IDUKKI	KL05

98	KERALA	KANNUR	KL07
99	KERALA	KASARAGOD	KL08
100	KERALA	KOLLAM	KL09
101	KERALA	KOTTAYAM	KL11
102	KERALA	KOZHIKODE	KL12
103	KERALA	MALAPPURAM	KL13
104	KERALA	PALAKKAD	KL15
105	KERALA	PATHANAMTHITTA	KL16
106	KERALA	THIRUVANANTHAPURAM	KL17
107	KERALA	THRISSUR	KL18
108	LAKSHADWEEP	KAVARATTI	LD01
109	LADAKH	LEH	LL01
110	MEGHALAYA	SHILLONG	MG01
111	MANIPUR	IMPHAL	MN01
112	MADHYA PRADESH	BALAGHAT	MP01
113	MADHYA PRADESH	BETUL	MP02
114	MADHYA PRADESH	BHOPAL	MP03
115	MADHYA PRADESH	CHHINDWARA	MP05
116	MADHYA PRADESH	GWALIOR	MP06
117	MADHYA PRADESH	INDORE	MP07
118	MADHYA PRADESH	JABALPUR	MP08
119	MADHYA PRADESH	REWA	MP11
120	MADHYA PRADESH	SAGAR	MP12
121	MADHYA PRADESH	SATNA	MP13
122	MADHYA PRADESH	UJJAIN	MP15
123	MAHARASHTRA	AHMEDNAGAR	MR01
124	MAHARASHTRA	AKOLA	MR02
125	MAHARASHTRA	AMRAVATI	MR03
126	MAHARASHTRA	AURANGABAD (MAHARASHTRA)	MR04
127	MAHARASHTRA	CHANDRAPUR	MR09
128	MAHARASHTRA	DHULE	MR10
129	MAHARASHTRA	JALGAON	MR13
130	MAHARASHTRA	KOLHAPUR	MR14
131	MAHARASHTRA	LATUR	MR15
132	MAHARASHTRA	MUMBAI/NAVI MUMBAI	MR16
133	MAHARASHTRA	NAGPUR	MR17
134	MAHARASHTRA	NANDED	MR18
135	MAHARASHTRA	NASHIK	MR19
136	MAHARASHTRA	PUNE	MR22
137	MAHARASHTRA	RAIGAD	MR23
138	MAHARASHTRA	RATNAGIRI	MR24
139	MAHARASHTRA	SANGLI	MR25
140	MAHARASHTRA	SATARA	MR26
141	MAHARASHTRA	SOLAPUR	MR27
142	MAHARASHTRA	THANE	MR28
143	MAHARASHTRA	WARDHA	MR29
144	MIZORAM	AIZAWL	MZ01
145	NAGALAND	DIMAPUR	NL01
146	NAGALAND	KOHIMA	NL02
147	ODISHA	BALASORE	OR02
148	ODISHA	BERHAMPUR-GANJAM	OR03
149	ODISHA	BHUBANESWAR	OR04

150	ODISHA	CUTTACK	OR05
151	ODISHA	DHENKANAL	OR06
152	ODISHA	ROURKELA	OR08
153	ODISHA	SAMBALPUR	OR09
154	PUNJAB	AMRITSAR	PB01
155	PUNJAB	BHATINDA	PB02
156	PUNJAB	JALANDHAR	PB04
157	PUNJAB	LUDHIANA	PB05
158	PUNJAB	PATHANKOT	PB07
159	PUNJAB	PATIALA/FATEHGARH SAHIB	PB08
160	PUNJAB	SANGRUR	PB11
161	PUDUCHERRY	PUDUCHERRY	PO01
162	RAJASTHAN	AJMER	RJ01
163	RAJASTHAN	ALWAR	RJ02
164	RAJASTHAN	BIKANER	RJ05
165	RAJASTHAN	JAIPUR	RJ06
166	RAJASTHAN	JODHPUR	RJ07
167	RAJASTHAN	KOTA	RJ08
168	RAJASTHAN	SIKAR	RJ09
169	RAJASTHAN	SRIGANGANAGAR	RJ10
170	RAJASTHAN	UDAIPUR	RJ11
171	SIKKIM	GANGTOK	SM01
172	TRIPURA	AGARTALA	TA01
173	TELANGANA	HYDERABAD/SECUNDERABAD/RANGA REDDY	TL01
174	TELANGANA	KARIMNAGAR	TL02
175	TELANGANA	KHAMMAM	TL03
176	TELANGANA	MAHBUBNAGAR	TL04
177	TELANGANA	NALGONDA	TL05
178	TELANGANA	WARANGAL	TL07
179	TAMIL NADU	CHENNAI	TN01
180	TAMIL NADU	COIMBATORE	TN02
181	TAMIL NADU	CUDDALORE	TN03
182	TAMIL NADU	KANCHIPURAM	TN05
183	TAMIL NADU	KANYAKUMARI/NAGERCOIL	TN06
184	TAMIL NADU	MADURAI	TN08
185	TAMIL NADU	NAMAKKAL	TN10
186	TAMIL NADU	SALEM	TN11
187	TAMIL NADU	THANJAVUR	TN12
188	TAMIL NADU	THOOTHUKUDI	TN13
189	TAMIL NADU	TIRUCHIRAPPALLI	TN14
190	TAMIL NADU	TIRUNELVELI	TN15
191	TAMIL NADU	TIRUVALLUR	TN16
192	TAMIL NADU	VELLORE	TN18
193	TAMIL NADU	VIRUDHUNAGAR	TN20
194	UTTARAKHAND	DEHRADUN	UK01
195	UTTARAKHAND	HALDWANI	UK02
196	UTTARAKHAND	HARIDWAR	UK03
197	UTTARAKHAND	NAINITAL	UK04
198	UTTARAKHAND	PANTNAGAR	UK05
199	UTTARAKHAND	ROORKEE	UK06
200	UTTAR PRADESH	AGRA	UP01
201	UTTAR PRADESH	ALIGARH	UP02

202	UTTAR PRADESH	ALLAHABAD	UP03
203	UTTAR PRADESH	BAREILLY	UP04
204	UTTAR PRADESH	FAIZABAD	UP06
205	UTTAR PRADESH	GHAZIABAD	UP07
206	UTTAR PRADESH	GORAKHPUR	UP08
207	UTTAR PRADESH	NOIDA/GREATER NOIDA	UP09
208	UTTAR PRADESH	JHANSI	UP10
209	UTTAR PRADESH	KANPUR	UP11
210	UTTAR PRADESH	LUCKNOW	UP12
211	UTTAR PRADESH	MATHURA	UP13
212	UTTAR PRADESH	MEERUT	UP14
213	UTTAR PRADESH	MORADABAD	UP15
214	UTTAR PRADESH	MUZAFFARNAGAR	UP16
215	UTTAR PRADESH	SITAPUR	UP17
216	UTTAR PRADESH	VARANASI	UP18
217	WEST BENGAL	ASANSOL	WB01
218	WEST BENGAL	BURDWAN(BARDHAMAN)	WB02
219	WEST BENGAL	DURGAPUR	WB04
220	WEST BENGAL	HOOGLHY	WB06
221	WEST BENGAL	HOWRAH	WB07
222	WEST BENGAL	KALYANI	WB08
223	WEST BENGAL	KOLKATA	WB10
224	WEST BENGAL	SILIGURI	WB11

List of STATES/ UNION TERRITORIES and their Codes

Name of State/UT (In Alphabetical order)	Code
ANDAMAN & NICOBAR ISLANDS	01
ANDHRA PRADESH	02
ARUNACHAL PRADESH	03
ASSAM	04
BIHAR	05
CHANDIGARH	06
CHHATTISGARH	07
DADRA & NAGAR HAVELI	08
DAMAN & DIU	09
DELHI/NEW DELHI	10
GOA	11
GUJARAT	12
HARYANA	13
HIMACHAL PRADESH	14
JAMMU & KASHMIR	15
JHARKHAND	16
KARNATAKA	17
KERALA	18
LADAKH	19
LAKSHADWEEP	20
MADHYA PRADESH	21
MAHARASHTRA	22
MANIPUR	23
MEGHALAYA	24
MIZORAM	25
NAGALAND	26
ODISHA	27
PUDUCHERRY	28
PUNJAB	29
RAJASTHAN	30
SIKKIM	31
TAMIL NADU	32
TELANGANA	33
TRIPURA	34
UTTAR PRADESH	35
UTTARAKHAND	36
WEST BENGAL	37

List of NET Subjects and their Codes

Note: Syllabi for all NET Subjects can be downloaded from the UGC website: <https://www.ugcnetonline.in/syllabus-new.php> and are also available in the libraries of all Indian Universities.

National Testing Agency will not send the syllabus to individual candidates.

S. No.	Subject	Subject Code
1	Adult Education/ Continuing Education/ Andragogy/ Non Formal Education.	46
2	Anthropology	07
3	Arab Culture and Islamic Studies	49
4	Arabic	29
5	Archaeology	67
6	Assamese	36
7	Bengali	19
8	Bodo	94
9	Buddhist, Jaina, Gandhian and Peace Studies	60
10	Chinese	32
11	Commerce	08
12	Comparative Literature	72
13	Comparative Study of Religions	62
14	Computer Science and Applications	87
15	Criminology	68
16	Defence and Strategic Studies	11
17	Dogri	33
18	Economics / Rural Economics /Co-operation / Demography / Development Planning/ Development Studies / Econometrics/ Applied Economics/Development Economics/Business Economics	01
19	Education	09
20	Electronic Science	88
21	English	30
22	Environmental Sciences	89
23	Folk Literature	71
24	Forensic Science	82
25	French (French Version)	39
26	Geography	80
27	German	44
28	Gujarati	37
29	Hindi	20
30	History	06
31	Home Science	12
32	Human Rights and Duties	92
33	Indian Culture	50
34	Japanese	45
35	Kannada	21
36	Kashmiri	84
37	Konkani	85
38	Labour Welfare/Personnel Management/Industrial Relations/ Labour and Social Welfare/Human Resource Management	55
39	Law	58
40	Library and Information Science	59

41	Linguistics	31
42	Maithili	18
43	Malayalam	22
44	Management (including Business Admn. Mgt./Marketing/ Marketing Mgt./Industrial Relations and Personnel Mgt./ Personnel Mgt./Financial Mgt./Co-operative Management)	17
45	Manipuri	35
46	Marathi	38
47	Mass Communication and Journalism	63
48	Museology & Conservation	66
49	Music	16
50	Nepali	34
51	Oriya	23
52	Pali	83
53	Performing Art - Dance/Drama/Theatre	65
54	Persian	42
55	Philosophy	03
56	Physical Education	47
57	Political Science	02
58	Politics including International Relations/International Studies including Defence/Strategic Studies, West Asian Studies, South East Asian Studies, African Studies, South Asian Studies, Soviet Studies, American Studies.	90
59	Population Studies	15
60	Prakrit	91
61	Psychology	04
62	Public Administration	14
63	Punjabi	24
64	Rajasthani	43
65	Russian	41
66	Sanskrit	25
67	Sanskrit traditional subjects (including Jyotisha/Sidhanta Jyotish/ Navya Vyakarna/ Vyakarna/ Mimansa/ Navya Nyaya/ Sankhya Yoga/ Tulanatmaka Darsan/ Shukla Yajurveda/ Madhav Vedant/ Dharmasasta/ Sahitya/ Puranotihasa /Agama).	73
68	Santali	95
69	Sindhi	101
70	Social Medicine & Community Health	81
71	Social Work	10
72	Sociology	05
73	Spanish	40
74	Tamil	26
75	Telugu	27
76	Tourism Administration and Management.	93
77	Tribal and Regional Language/Literature	70
78	Urdu	28
79	Visual Art (including Drawing & Painting/Sculpture Graphics/Applied Art/History of Art)	79
80	Women Studies	74
81	Yoga	100

*' The candidates with Master's Degree in Geography (with specialization in Population Studies) or Mathematics/ Statistics are also eligible to appear in the subject "Population Studies" (Code 015).

*** The candidates with Master's Degree in Humanities (including languages) and Social Sciences are eligible to appear in subject "Women Studies" (Code 074).

Note: General Paper on Teaching and Research Aptitude (Paper-I) is compulsory for all.

List of subjects at Post Graduation Level and their Codes

Subjects of Post Graduation	Code	Subjects of Post Graduation	Code
Economics	801	Law	851
Political Science	802	Library and Information Science	852
Philosophy	803	Buddhist	853
Psychology	804	Comparative Study of Religions	854
Sociology	805	Mass Communication and Journalism	855
History	806	Performing Arts – Dance/ Drama/ Theatre	856
Anthropology	807	Museology & Conservation	857
Commerce	808	Archaeology	858
Education	809	Criminology	859
Social Work	810	Tribal and Regional Language/ Literature	860
Defence and Strategic Studies	811	Folk Literature	861
Home Science	812	Comparative Literature	862
Public Administration	813	Sanskrit Traditional Subjects	863
Population Studies	814	Jyotisha	864
Music	815	SidhantaJyotisha	865
Management	816	NavyaVyakarna	866
Maithili	817	Vyakarna	867
Bengali	818	Mimamsa	868
Hindi	819	NavyaNyaya	869
Kannada	820	Sankhya Yoga	870
Malayalam	821	TulanatmakaDarsana	871
Oriya	822	Shukla Yojurveda	872
Sculpture	823	Madhv Vedanta	873
Sanskrit	824	Dharma Sastra	874
Tamil	825	Sahitya	875
Telugu	826	Puranaitihasa	876
Urdu	827	Agama	877
Arabic	828	Women Studies	878
English	829	Visual Art	879
Linguistics	830	Drawing & Painting	880
Chinese	831	Computer Science and Applications	881
Dogri	832	Konkani	882
Nepali	833	Kashmiri	883
Manipuri	834	Pali	884
Assamese	835	Forensic Science	885
Gujarati	836	Social Medicine & Community Health	886
Marathi	837	Geography	887
French	838	History of Art	888
Spanish	839	Applied Art	889
Russian	840	Graphics	890
Persian	841	Electronic Science	891
Rajasthani	842	Environmental Sciences	892
German	843	International and Area Studies	893
Japanese	844	Prakrit	894
Adult Education/ Continuing Education	845	Human Rights and Duties	895
Andragogy / Non Formal Education	846	Tourism Administration and Management	896
Physical Education	847	Punjabi	897
Arab Culture and Islamic Studies	848	Advaita Vedanta	898
Indian Culture	849	Bodo	899
Labour Welfare/ Personnel Management/ Industrial Relations/ Labour and Social Welfare/ Human Resource Management	850	Santali	900

List of Post Graduation Courses and their Codes

Post Graduation Courses	Code
Master of Ayurvedacharya (Ayurvedacharya)	01
Master of Acharya (Acharya)	02
Master of Law (L.L.M.)	03
Master of Architecture (M. Arch.)	04
Master of Commerce (M.Com)	05
Master of Dance (M. Dance)	06
Master of Education (M.Ed.)	07
Master of Library Science (M. Lib. Sc.)	08
Master of Literature (M.Litt.)	09
Master of Music (M.Mus)	10
Master of Pharmacy (M.Pharm.)	11
Master of Business Administration (MBA)	12
Master of Computer Applications (MCA)	13
Master of Financial Management (M.F.M.)	14
Master of Human Resource Development (M.H.R.D.)	15
Master of International Business (M.I.B)	16
Master of Marketing Management (M. Mkt. M.)	17
Master of Optometry (M. Optom.)	18
Master of Hospital Administration (MHA)	19
Master of Journalism and Mass Communication (MJMC)	20
Master of Mass Communication (MMC)	21
Master of Occupational Therapy (MOT)	22
Master of Public Health (MPH)	23
Master of Social Work (MSW)	24
Master of Planning (M. Plan)	25
Master of Science (M.Sc.)	26
Master of Statistics (M. Stat.)	27
Master of Technology (M.Tech.)	28
Master of Veterinary Science (M.V.Sc.)	29
Master of Arts (MA)	30
Master of Foreign Trade (M.F.T.)	31
Master of Physical Education (M.P.Ed.)	32
Master of Tourism Management (MTM)	33
Master of Physical Education and Sports Sciences (MPES)	34
Others	35

Processing charges & Goods and Service Taxes (GST) and Procedure for Payment of Fee

Mode of Payment of Fee and Service/Processing charges & GST

After completing Step-3 of Online Application Form, candidates may remit the examination fee (Step -4) by choosing the following options:

(i) **Debit Card/ Credit card, Net Banking/UPI/ PAYTM:**

- Check the validity of the Debit/ Credit Card and keep it ready with you while logging on to website for submitting application form. Candidate should enter the information asked for and make payment through Debit/ Credit Card.
- Through Net Banking, check the balance in your account and keep all credentials ready with you while logging on to website for submitting application form. Candidate should Login with his/her credentials of net banking and make payment through Net Banking.
- Through UPI service
- Through PAYTM service.

Please select any Mode of Payment/Service Provider (Service/Processing charges per transaction & GST (applicable @ 18 %) to be paid by the candidate):

S. No.	Mode of Payment	ICICI BANK		HDFC BANK		SYNDICATE BANK		STATE BANK OF INDIA		PAYTM	
1	Net Banking	ICICI	NIL Charge	HDFC	NIL Charge	Syndicate Bank	NIL Charge	SBI			
		Other Banks	4.00 + GST	Other Banks	4.00 + GST	Other Banks	5.00 + GST	Other Banks	Rs 5.00+GST		Rs 4 +GST
2	All Debit Card	ICICI or Other Banks	Transacti on upto Rs 2000/- 0 % Transacti on above Rs 2000/- 0.5 % + GST	HDFC or Other Banks	Transacti on upto Rs 2000/- 0 % Transacti on above Rs 2000/- 0 %	Syndicate Bank or Other Banks	Nil Charge	Nil		Transacti on upto Rs 2000/- 0 % Transacti on above Rs 2000/- 0.8 % + GST	
3	Credit Card	Domestic	0.40% of Transaction value	Domestic	0.40% of Fee + GST	Domestic	0.40% of Fee + GST	Domestic	0.80% of Fee+ GST (Minimum Rs 11/-)	Domestic	0.4%+GST
		International	2.35% of Transaction value	International	Nil Charge	International	2.35% of Fee+ GST	International	3.50% of Fee+ GST (Minimum Rs 11/-)	International	1.5%+GST
4	Unified Payment Interface (UPI)	ICICI or other banks	Transacti on upto Rs 2000/- 0 % Transacti on above Rs 2000/- 5.0 % + GST	Nil Charge						Transacti on upto Rs 2000/- 0 % Transacti on above Rs 2000/- 0.65 % + GST	
										PAYTM Wallet Charge 0.8%+GST	
		PAY USING ICICI		PAY USING HDFC		PAY USING SYNDICATE		PAY USING SBI		PAY USING PAYTM	

Note: In case, the fee payment status is not 'OK' the candidates are advised as following: -

- (i) If the fee is paid through credit/debit/Net Banking/PAYTM/UPI and status is not OK, it means the transaction is cancelled. Therefore, such candidates have to pay the fee once again and ensure the OK fee status.
- (ii) For cancelled transactions, the amount will, automatically, be refunded by the concerned Bank to concerned credit/debit card. The candidate has to pursue with the concerned bank for refund.

Helpdesk: For any transaction related queries/ inquiry, please contact at:

(a) If Paying using SBI Bank:

Level	Name	Email ID	Contact Number
1	Helpdesk	Dgmcs.cc@sbi.co.in	18004253800
2	Helpdesk	Sbi.05222@sbi.co.in	08026599990
3	Customer Care	agmcustomer.lhodel@sbi.co.in	1800112211
4	Through SMS	UNHAPPY (add text)	8008202020

(b) If Paying using Syndicate Bank:

Level	Name	Email ID	Contact Number
1	Helpdesk	pgsupport@billdesk.com	01202400850/1 9971262371
2	Complaint Management Services	ro.noida@syndicatebank.co.in	01202400850/1
3	Customer Care	ro.noida@syndicatebank.co.in	9971262371
4	Through SMS	ro.noida@syndicatebank.co.in	01202400850/1

(c) If Paying using HDFC Bank:

Level	Name	Email ID	Contact Number
1	Helpdesk	khushboo.kuma@icicibank.com	+91-7042697803
2	Ms. Khushboo Kumari	khushboo.kuma@icicibank.com	+91-7042697803
3	Customer Care	customercare@icicibank.com	01133667777 / 01144455000
4	Through SMS	customercare@icicibank.com	+91-7042697803

(d) If Paying using ICICI Bank:

Level	Name	Email ID	Contact Number
1	Aiysha Khatun	support.nta@ingenico.com	01204728426
2	Karan Sinha	karan.sinha@icicibank.com	8826107923
3	Jai Sethi	Jai.sethi@icicibank.com	9013799596

(e) If Paying using PAYTM:

Level	Name	Email ID	Contact Number
1	Education Payment Support	education.support@paytm.com	0120-4789521
2	Manasvi Haseeja	education.support@paytm.com	0120-4789522
3	Ambreen Fatma	education.support@paytm.com	

COMMON SERVICES CENTRES/FACILITATION CENTRES

Candidates who are not well conversant to submit the online application due to various constraints, can use the services of Common Services Centre, Ministry of Electronics and Information Technology, Government of India under the Digital India initiatives of Hon'ble Prime Minister. The Common Services Centre (CSC) scheme is a part of the ambitious national e-Governance Plan (NeGP) of Government of India and is managed at each village panchayat level by a Village level Entrepreneur (VLE)

There are more than 1.5 lakhs Common Services Centres (CSC) across the country which will provide the desired support to candidates from urban as well as rural areas in online submission of application form and payment of fee through e-wallet. The list of the Common Services Centre is available on website: www.csc.gov.in.

The Common Services Centre will be providing following services on the rates indicated against each:

S.No.	Services	Service Charges per transaction (GST applicable @ 18%)
1	Preparing e-mail, Submission of Application form & Printout till Fee Payment (Including uploading of Scanned Images)	Rs 25/-+GST
2	Uploading of Scanned Images only	Rs 10/-+GST
3	On line payment of Fee	Rs 0.5% of Fee +GST
4	Downloading of Admit Card/ OMR Answer Sheet/ Answer Key	Rs 10+GST
5	Online claim for Responses/ Answer Key	Rs 25+GST
6	Printout per page	Rs 5+GST

Note : To know nearest Common Services Centre, please open link - <http://gis.csc.gov.in/locator/csc.aspx>

Replica of Application Form



Government of India
Ministry of Human Resource Development

UGC - NET DECEMBER 2019



NATIONAL TESTING AGENCY
Excellence in Assessment

Home
Contact us

📅

Current Events

➤ Final Answer Key: UGC-NET June 2019

Ministry of Human Resource Development

University Grants Commission

Introduction

(Last Update: 06/09/2019)

On behalf of University Grants Commission (UGC), the National Eligibility Test (NET) is conducted for determining the eligibility of Indian nationals for the Eligibility for Assistant Professor only or Junior Research Fellowship & Assistant Professor Both, in Indian Universities and Colleges.

Till June 2018, the CBSE conducted the NET in 84 subjects at 91 selected Cities of spread across the country. Since Dec 2018 onwards, the UGC-NET is being conducted by the NTA.

The award of JRF and or Eligibility for Assistant Professor depends on the aggregate performance of the candidate in Paper-I and paper-II of UGC-NET. The candidates qualifying only for Assistant Professor are not to be considered for the award of JRF. Candidates who qualify the test for eligibility for Assistant Professor are governed by the rules and regulations for recruitment of Assistant Professor of the concerned universities/colleges/state governments, as the case may be. UGC-NET is conducted twice a year. In December 2019, the examination is scheduled between 02 December and 08 December 2019.


📢

News & Events

Important Links


- National Testing Agency
- Mock Test: UGC-NET 2019
- UGC NET December 2018
- Admit Card: UGC-NET June 2019

Disclaimer: This site is designed and hosted by NIC and the contents are provided by NTA. For any further information, please contact NTA.



Government of India
Ministry of Human Resource Development

UGC - NET DECEMBER 2019



NATIONAL TESTING AGENCY
Excellence in Assessment

Home

NEW CANDIDATE REGISTRATION

Steps to apply online

- Apply for Online Registration
- Fill Online Application Form
- Upload Scanned Photo & Signature
- Pay Examination Fee

Application Form : UGC - NET DECEMBER 2019

REGISTRATION

ONLY REGISTERED CANDIDATES SIGN IN

Application Form : UGC - NET DECEMBER 2019

Application No :

Password :

Enter Security Pin :

Security Pin : 26497V

SIGN IN

[Forgot Password ?](#)
[Forgot Application No ?](#)

Disclaimer: This site is designed and hosted by NIC eCounselling division and the contents are provided by NTA. For any further information, please contact to NTA. (Ver 1.0.136.2.0)

Home



Instructions and Procedure for online submission of Application Form

[Download Information Bulletin](#)

- Please read the Information Bulletin carefully before you start filling the Online Application Form.
- Candidates should apply 'ON-LINE' only through website www.ntaet.nic.in

3. Examination Fees

Category	Fee Amount
General	Rs. 1000/- (One Thousand)
OBC-(NCL)/EWS	Rs. 500/- (Five Hundred)
SC / ST / Person with Disabilities(PwD)/Transgender	Rs. 250 /- (Two Hundred Fifty)

Service Charges & GST (as applicable) will be charged extra by the Bank.

4. Application Procedure: 3 Simple Steps to be followed to apply online

Step 1: Register for Online Application Form and note down system generated Application Number. The candidate should supply all the details while filling the Online Application Form and is also required to create PASSWORD and choose Security Question and enter his/her Answer. After successful submission of the personal details, Application number will be generated and it will be used to complete the remaining Steps of the Application Form and will also be required for all future correspondence. This application number will also be used to fill the application form of April, 2020, if the candidates wish to apply for the same. For subsequent logins, candidate will be able to login directly with the respective system generated Application Number and created Password. .

Step 2: Complete the Application Form Candidate can login with the system generated Application Number and created Password for completing the Application Form.

Step 3: Upload Scanned Images of Candidate Photograph and Candidate Signature :

- The photograph should be recent and coloured or black/white (but clear contrast)..
- Scanned photograph and signature should be in JPG/JPEG format.
- Size of scanned photograph should be between 10 kb to 200 kb.
- Size of scanned signature should be between 4 kb to 30 kb.

Note : Upload the correct Photograph and Signature as the facility for correction will not be given.

Step 4: Pay Examination Fee by Debit/Credit Card/UPI/Net Banking/PAYTM :

The candidate has to select Debit card/Credit card/UPI/Net banking/PAYTM option to pay the application fee and follow the online instruction to complete the payment of fee. After successful payment, candidate will be able to print the Confirmation Page. In case the Confirmation Page is not generated after payment of fee then the transaction is cancelled and the candidates have to approach the concerned bank for refund of amount. However the candidate has to make another payment/transaction, in case the Confirmation Page is not generated.

THESE STEPS CAN BE DONE TOGETHER AND SEPARATELY ALSO.

5. Important Instruction about PASSWORD

During online form filling, candidate will be required to choose PASSWORD and Security Question and its Answer. Candidate is advised to record/remember their password for all future logins.

The Password must be as per the following Password policy.

For subsequent logins, candidate will be able to login directly with their respective system generated Application Number and the chosen Password.

Candidate is advised not to disclose or share their password with anybody. Neither NTA nor NIC will be responsible for violation or misuse of the password of a candidate.

Candidate can change his/her passwords after login, if desired.

Candidate should remember to log out at the end of their session so that the particulars of the candidate cannot be tampered or modified by unauthorized persons.

6. How to reset your Password : The following options are available to reset Password

- The Application Number printed on the computer generated Confirmation Page must be mentioned in all such correspondences. It is therefore essential to note down the application number printed on the Confirmation Page.

I have downloaded Information Bulletin, read and understood all the instructions.

[Click here to Proceed](#)

[Registration](#)[Application Form](#)[Image Upload](#)[Fee Payment](#)

Instructions and Procedure for online submission of Application Form

[Download Information Bulletin](#)

1. Please read the Information Bulletin carefully before you start filling the Online Application Form.
2. Candidates should apply 'ON-LINE' only through website www.ntanet.nic.in
3. **Examination Fees**

Category	Fee Amount
General	Rs. 1000/- (One Thousand)
OBC-(NCL)/EWS	Rs. 500/- (Five Hundred)
SC / ST / Person with Disabilities(PwD)/Transgender	Rs. 250 /- (Two Hundred Fifty)
Service Charges & GST (as applicable) will be charged extra by the Bank.	

4. **Application Procedure: 3 Simple Steps to be followed to apply online**

- Step 1: Register for Online Application Form** and note down system generated **Application Number**. The candidate should supply all the details while filling the Online Application Form and is also required to create PASSWORD and choose Security Question and enter his/her Answer. After successful submission of the personal details, Application number will be generated and it will be used to complete the remaining Steps of the Application Form and will also be required for all future correspondence. This application number will also be used to fill the application form of April, 2020, if the candidates wish to apply for the same. For subsequent logins, candidate will be able to login directly with the respective system generated **Application Number** and created **Password**.
- Step 2: Complete the Application Form** Candidate can login with the system generated Application Number and created Password for completing the Application Form.
- Step 3: Upload Scanned Images of Candidate Photograph and Candidate Signature :**
1. **The photograph should be recent and coloured or black/white (but clear contrast)..**
 2. Scanned photograph and signature should be in JPG/JPEG format.
 3. Size of scanned photograph should be between 10 kb to 200 kb.
 4. Size of scanned signature should be between 4 kb to 30 kb.
- Note :** Upload the correct Photograph and Signature as the facility for correction will not be given.
- Step 4: Pay Examination Fee by Debit/Credit Card/UPI/Net Banking/PAYTM :**
The candidate has to select Debit card/Credit card/UPI/Net banking/PAYTM option to pay the application fee and follow the online instruction to complete the payment of fee. After successful payment, candidate will be able to print the Confirmation Page. In case the Confirmation Page is not generated after payment of fee then the transaction is cancelled and the candidates have to approach the concerned bank for refund of amount. However the candidate has to make another payment/transaction, in case the Confirmation Page is not generated.

THESE STEPS CAN BE DONE TOGETHER AND SEPARATELY ALSO.

5. **Important Instruction about PASSWORD**

During online form filling, candidate will be required to choose PASSWORD and Security Question and its Answer. Candidate is advised to record/remember their password for all future logins.
The Password must be as per the following Password policy.
For subsequent logins, candidate will be able to login directly with their respective system generated Application Number and the chosen Password.
Candidate is advised not to disclose or share their password with anybody. Neither NTA nor NIC will be responsible for violation or misuse of the password of a candidate.
Candidate can change his/her passwords after login, if desired.
Candidate should remember to log out at the end of their session so that the particulars of the candidate cannot be tampered or modified by unauthorized persons.

6. **How to reset your Password :** The following options are available to reset Password

7. The Application Number printed on the computer generated Confirmation Page must be mentioned in all such correspondences. It is therefore essential to note down the application number printed on the Confirmation Page.

I have downloaded Information Bulletin, read and understood all the instructions. ✓

[Click here to Proceed](#)

Disclaimer: This site is designed and hosted by NIC eCounselling division and the contents are provided by NTA. For any further information, please contact to NTA. (Ver 1.0.136.2.0)

Home

Registration Form

Personal Details

Candidate's Name : KAILASH	Father's Name : SHIV
Mother's Name : SATTI	Date of Birth: 27 March (03) 1990
Identity Type : Driving License	Gender : Male
Enter Driving License Number: D12547823A	

Contact Details

Address: HOUSING COLONY	Locality(Optional): SECTOR IV
City/Town/Village: DELHI	State: DELHI
District: CENTRAL DELHI	Pin Code: 110001
Email Address: ugcnet@nta.ac.in	Mobile Number (+91): 9825352499
Land Line No. with STD code or any other Contact No. (Optional):	

Choose Password

Password: *****	Confirm Password: *****
Security Question: Which is your favourite book?	Security Answer: *****

Security Pin

Enter security pin (case sensitive) : 71P0Y2

Security Pin : 71P0Y2

SUBMIT

Disclaimer: This site is designed and hosted by NIC eCounselling division and the contents are provided by NTA. For any further information, please contact to NTA. (Ver 1.0.136.2.0)

Home

Review Page - Online Registration Form

Review the following particulars carefully. If you would like to change any particulars entered, you may do so by pressing "EDIT REGISTRATION FORM" button or press "FINAL SUBMIT" button for final submission.

Personal Details

Candidate's Name : KAILASH	Father's Name : SHIV
Mother's Name : SATTI	Date of Birth: 27-03-1990
Identity Type : Driving License	Gender : Male
Driving License: D12547823A	

Contact Details

Address: HOUSING COLONY	Locality(Optional): SECTOR IV
City/Town/Village: DELHI	State: DELHI
District: CENTRAL DELHI	Pin Code: 110001
Email Address: ugcnet@nta.ac.in	Mobile Number (+91): 9825352499
Land Line No. with STD code or any other Contact No. (Optional):	

Account Details

Security Question: Which is your favourite book?	Security Answer: (Not shown due to security reasons)	Password: (Not shown due to security reasons)
--------------------------------------------------	------------------------------------------------------	-----------------------------------------------

Particulars checked to be verified

Kindly verify all the particulars listed below carefully. Once submitted Registration Form finally, changes can not be made.

My Name
 Date of Birth
 Father Name
 Mother Name
 Gender
 Address
 Mobile Number
 Email ID

Declaration

I hereby declare that all the particulars given by me in this form are true to the best of my knowledge and belief and any mistake / misinformation, detected at the time of admission or at any stage in future, will result in the cancellation of admission/candidature. I have read the information bulletin and understood all the procedures. In case I furnish any false information, my result will not be declared/ my candidature will automatically stand cancelled. I shall abide by terms and conditions therein.

I Agree

Disclaimer: This site is designed and hosted by NIC eCounselling division and the contents are provided by NTA. For any further information, please contact to NTA. (Ver 1.0.136.2.0)

Home

Review Page - Online Registration Form

Review the following particulars carefully. If you would like to change any particulars entered, you may do so by pressing 'EDIT REGISTRATION FORM' button or press 'FINAL SUBMIT' button for final submission.

Personal Details

Candidate's Name: KALLASH
 Mother's Name: SMTI
 Identity Type: Driving License
 Driving License: D12547823A

Father's Name: SHIV
 Date of Birth: 27-03-1990
 Gender: Male

Contact Details

Address: HOKUSING COLONY
 City/Town/Village: DELHI
 District: CENTRAL DELHI
 Email Address: kgsindia@delhi
 Land Line No. with STD code or Any other Contact No. (Optional): --

Locality (Optional): SECTOR 17
 State: DELHI
 Pin Code: 110003
 Mobile (+91): 9125352499

Account Details

Security Question: Which is your favourite book?
 Security Answer: (Not shown due to security reasons)
 Password: (Not shown due to security reasons)

Particulars observed to be verified

Kindly verify all the particulars listed below carefully. Once submitted Registration Form finally, changes can not be made.

My Name | Date of Birth | Father Name | Mother Name | Gender | Address
 Mobile Number | Email ID

Declaration

I hereby declare that all the particulars given by me in this form are true to the best of my knowledge and belief and any mistake / misinformation, detected at the time of admission or at any stage in future, will result in the cancellation of admission/candidature. I have read the information bulletin and understood all the procedures. In case I furnish any false information, my result will not be declared/ my candidature will automatically stand cancelled. I shall abide by terms and conditions therein.

Agree

[EDIT REGISTRATION FORM](#) [FINAL SUBMIT](#)

Disclaimer: This site is designed and hosted by NIC eCounselling division and the contents are provided by NTA. For any further information, please contact to NTA. (Ver 1.0.136.2.0)



UGC - NET DECEMBER 2019



Welcome: KALLASH Application No: 19052000022

Registration Application Form Upload Image Fee Payment

Step 1: View Registration Form
 Step 2: Complete Application Form
 Step 3: Upload Images
 Step 4: Pay Examination Fee

[Verify Your Mobile Number](#)
[Verify Your Email ID](#)

Application Status	
Registration Form	Complete
Application Form	Incomplete
Image Upload	Incomplete
Application Fee Payment	Incomplete

You have completed **Registration Form**. Please note down the Application Number for future references.

Application Number: 19052000022

Fill the Application Form by clicking on button as shown below.

[Complete Application Form](#)

Home Change Password Logout

Welcome: KALLASH

Application No: 190520000022

Registration

Application Form

Upload Image

Fees Payment

Personal Details

Candidate's Name: KALLASH
 Date of Birth: 27 / 03 / 1990
 Gender: Female
 Are you Single Girl Child in your family without brother or sister?: Yes
 Father's Name: SRIV
 Mother's Name: SHAMCT
 Nationality: Indian
 Category: Gen-EWS
 If you are a PwD Candidate, do you have benchmark disability (40% or more / "Severe" where percentage is not defined)?: Yes
 Type of Disability: (iii) locomotor disability including cerebral palsy, leprosy cured, dwarfism, acid attack victims and muscular dystrophy
 Do you need scribe (as the criteria given in the Information Bulletin)?: No - I do not need scribe
 Are You Diabetic?: Yes
 Do you belong to Minority Community?: Yes
 Name of Minority Community: Parsi

Apply For

Apply For: ASSISTANT PROFESSOR
 Subject Opted for NET: Political Science
 1st Choice for Exam City: BHADR / ALGANGABAD(BR)
 2nd Choice for Exam City: RAHARASHTRA / ALGANGABAD(MR)
 3rd Choice for Exam City: HERRADRAL PRADESH / BELASPUR(HR)
 4th Choice for Exam City: CHHATTISGARH / BELASPUR(CG)

Education Details

Qualification	Pass Status	Course/Stream Name	Qualifying Examination From	Qualifying Examination State	Board/University Name	Year of Passing/Appearing	Result Mode	Marked Detail
Post Graduate	Passed	Master of Arts (MA)	India	DELHI	Guru Gobind Singh Indraprastha Vishwavidyalaya, Sector 19 C, Okhla, Delhi-110 078. (State Under sit).	2017	Percent	Obtained Marks : 112 Total Marks : 120 Marked (%) : 93.33

Research/M.Phil/Ph.D/Service Details

Specialization, if Any: POLITICAL SCIENCE
 Whether you Possess Research Experience in the subject of PG Degree: YES
 Whether M.Phil Passed/Appearing: NO
 Whether Ph.D. Passed/Appearing: NO
 Whether you are an Ex-Serviceman?: NO

Security Pin

Enter security pin (case sensitive): 17979
 Security Pin: 17979

SUBMIT

UGC - NET DECEMBER 2019

WELCOME KAGLADI Application No: 1001200000123

Review Page - Online Application Form

Review the following particulars carefully. If you would like to change any particulars entered, you may do so by pressing "EDIT APPLICATION FORM DATA" button or press "FINAL SUBMIT" button for final submission.

Personal Details

Candidate's Name: KAGLADI
 Date of Birth: 27-03-1990
 Gender: Female
 Father's Name: SUDU

Are you Single Girl Child in your family? No Yes

If you are a PwD Candidate, do you have benchmark disability (40% or more) / "Severe" type? No Yes

Do you need write for the criteria given in the information bulletin? No Yes

Do you belong to Minority Communities? No Yes

Name of Minority Subcategory: Hindu
 Category: Hindu

Apply For

App For: ASSISTANT PROFESSOR
 Subject Group for NET: PUBLIC ADMIN
 1st Choice for Exam City: AURANGABAD(DR) (DRPWA)
 2nd Choice for Exam City: AURANGABAD(DR) (DRPWA/DRPWA)
 3rd Choice for Exam City: SOLAPUR(DR) (DRPWA/DRPWA)
 4th Choice for Exam City: SOLAPUR(DR) (DRPWA/DRPWA)

Education Details

Qualification	Pass/Failed	Course/Stream Name	Qualifying Examination Form	Qualifying Examination State	Board/University Name	Year of Passing/ Appearing	Result Mode	Marks Obtained
Post Graduate	Passed	Master of Arts (MA)	MA	DELHI	Indira Gandhi Institute of Information Technology, Near Knowledge Park Station, Okhla Industrial Estate, Phase - III, New Delhi 110048 (MAU, New Delhi)	2017	Percentage	Obtained Marks : 15 Total Marks : 100 Marks (%) : 15

Research/PhD/Post Doctoral Details

Specialization, if Any: POLITICAL SCIENCE

Whether you Possess Research Experience in the subject of PG Degree: YES

Research Experience in Years: _____

Whether M.Phil. Passed/Appearing: NO

Whether Ph.D. Passed/Appearing: NO

Whether you are an Ex-Serviceman? NO

Particulars should not be modified

Kindly verify all the particulars listed below carefully. Once submitted Application Form finally, changes can not be made.

By Name Father Name Mother Name Date of Birth Gender Category

Person with Disability (PwD) Examination Cities Educational Details Applied for Subject Applied for

Declaration

I hereby declare that all the particulars given by me in this form are true to the best of my knowledge and belief and any mistake / misinformation, detected at the time of admission or at any stage in future, will result in the cancellation of admission/candidature. I have read the information bulletin and understood all the procedures. In case I furnish any false information, my result will not be declared, my candidature will automatically stand cancelled. I shall abide by terms and conditions therein.

WELCOME KAGLADI Application No: 1001200000123

Review Page - Online Application Form

Review the following particulars carefully. If you would like to change any particulars entered, you may do so by pressing "EDIT APPLICATION FORM DATA" button or press "FINAL SUBMIT" button for final submission.

Personal Details

Candidate's Name: KAGLADI
 Date of Birth: 27-03-1990
 Gender: Female
 Father's Name: SUDU
 Mother's Name: SHARATI

Are you Single Girl Child in your family without brother or sister? Yes No

Category: Gen-OBS

If you are a PwD Candidate, do you have benchmark disability (40% or more) / "Severe" type (percentage is not defined)? No Yes

Type of Disability: (03) Locomotor disability including cerebral palsy, hemiplegia, paraplegia, and other similar conditions and muscular dystrophy

Do you need write for the criteria given in the information bulletin? No Yes

Do you belong to Minority Communities? No Yes

Apply For

App For: ASSISTANT PROFESSOR
 Subject Group for NET: PUBLIC ADMIN
 1st Choice for Exam City: AURANGABAD(DR) (DRPWA)
 2nd Choice for Exam City: AURANGABAD(DR) (DRPWA/DRPWA)
 3rd Choice for Exam City: SOLAPUR(DR) (DRPWA/DRPWA)
 4th Choice for Exam City: SOLAPUR(DR) (DRPWA/DRPWA)

Government of India
Ministry of Human Resource Development

UGC - NET DECEMBER 2019

NATIONAL TESTING AGENCY
Confidence in Assessment

Home Change Password Logout

Welcome: KAILASH Application No.: 19052000022

Review Page - Online Application Form

Review the following particulars carefully. If you would like to change any particulars entered, you may do so by pressing 'EDIT APPLICATION FORM DATA' button or press 'FINAL SUBMIT' button for final submission.

Personal Details

Candidate's Name: KAILASH
Date of Birth: 23-03-1990
Gender: Female
Father's Name: SURE

Are you Single Girl Child in your family who
If you are a PWD Candidate, do you have benchmark disability (40% or more) "Twelve" where certificate
Do you need scribe (as the criteria given in the Information Bulletin) ? No I do not need scribe
Are You Disabled? Yes
Do you belong to Minority Community? Yes
Type of Minority Community: Female
Nationality: Indian

Apply For

Apply For: ASSISTANT PROFESSOR
Subject Code for NET: Political Science
Set Choice for Exam City: ANURANGAPUR (ANURANGAPUR)
2nd Choice for Exam City: ANURANGAPUR (ANURANGAPUR)
3rd Choice for Exam City: BELURUPUR (BELURUPUR)
4th Choice for Exam City: BELURUPUR (BELURUPUR)

Government of India
Ministry of Human Resource Development

UGC - NET DECEMBER 2019

NATIONAL TESTING AGENCY
Confidence in Assessment

Home Change Password Logout

Welcome: KAILASH Application No.: 19052000022

Registration [✓] Application Form [✓] Upload Image [] Fee Payment []

Step 1: View Registration Form
Step 2: View Application Form
Step 3: Upload Images
Step 4: Pay Examination Fee

Verify Your Mobile Number
Verify Your Email ID

Application Status	
Registration Form	Complete
Application Form	Complete
Image Upload	Incomplete
Application Fee Payment	Incomplete

You have completed step 2 of Online Application Form.

If you want to edit filled Application Form then click '**Edit Application Form**' button shown below.
Otherwise proceed for uploading of scanned images by clicking '**Upload Images**' button to complete step 3.

Application Number: 19052000022

Edit Application Form Upload Images

Disclaimer: This site is designed and hosted by NIC, eCounselling division and the contents are provided by NTA. For any further information, please contact to NTA. (Ver 1.0.136.2.0)

Welcome **KAILASH** Application No: 190520000022

Registration Application Form Upload Image Fee Payment

Upload Scanned Files

Please upload the following Scanned Files carefully in JPG format only.

1. Photograph: Size must be between 10KB to 200KB.
2. Signature: Size must be between 4KB to 30KB.

S.N	Type of File	Preview	Display
1	Photograph	Choose File PHOTO.JPG	
2	Signature	Choose File SIGN.JPG	

Security Pin

Enter Security Pin (case sensitive) : 1993DT
Security Pin : 1993DT

I have verified Uploaded Images carefully

UPLOAD



Welcome **KAILASH** Application No: 190520000022

Registration Application Form Upload Image Fee Payment

Upload Scanned Files

Please upload the following Scanned Files carefully in JPG format only.

1. Photograph: Size must be between 10KB to 200KB.
2. Signature: Size must be between 4KB to 30KB.

S.N	Type of File	Preview	Display
1	Photograph	Choose File PHO.JPG	
2	Signature	Choose File SIGN.JPG	

Confirm !!

Do you wish to Upload Images finally ?

YES NO

Security Pin

Enter Security Pin (case sensitive) : 1993DT
Security Pin : 1993DT

I have verified Uploaded Images carefully

UPLOAD

Welcome **KAILASH** Application No: 19052000022

Registration Application Form Upload Image Fee Payment

Step 1: View Registration Form
Step 2: View Application Form
Step 3: View Uploaded Images
Step 4: Pay Examination Fee

Verify Your Mobile Number
Verify Your Email ID

Application Status	
Registration Form	Complete
Application Form	Complete
Image Upload	Complete
Application Fee Payment	Incomplete

You have completed step 3 of Application Form for UGC - NET DECEMBER 2019. The processing of application form will be completed only after the payment of fee. After payment of Fee, you will not be able to edit the filled Application Form data.
You are required to pay the fee Rs. 1/- .

Application Number: 19052000022

Edit Application Form Edit Uploaded Images Pay Examination Fee Rs. 1/-

Disclaimer: This site is designed and hosted by NIC eCounselling division and the contents are provided by NTA. For any further information, please contact to NTA. (Ver 1.0.136.2.0)

Welcome **KAILASH** Application No: 19052000022

Registration Application Form Upload Image Fee Payment

Mode of Payment

Activity : Examination Fee Payment

Select Mode of Payment

Online Payment

PROCEED FOR PAYMENT

Note: Fee can be deposited through Debit/Credit Card/Net Banking/UPI/Paytm Services

Disclaimer: This site is designed and hosted by NIC eCounselling division and the contents are provided by NTA. For any further information, please contact to NTA. (Ver 1.0.136.2.0)

NATIONAL ELIGIBILITY TEST (NET) DECEMBER
2019
NATIONAL TESTING AGENCY

CANDIDATE DETAILS

Candidate Name	KAILASH	Fee Amount	₹-
Application Number	190520000022	Customer Id	19052000002201001
Date of Birth	27-03-1990		

EXAMINATION FEE COLLECTION

Select Payment Provider :

- Syndicate Bank Payment Gateway (Any Debit Card/Credit Card/Net Banking of any bank)
- ICICI Bank Payment Gateway (Any Debit Card/Credit Card/Net Banking)
- HDFC Bank Payment Gateway (Any Debit/Credit Card/Net Banking of any bank)
- SBI MOFS (Net Banking/Credit Card/Debit Card)
- Paytm Payment Gateway (Debit Card/UPi/Net Banking/Credit Card/Paytm Wallet)

[PROCEED FOR PAYMENT](#)

Click here to [Cancel](#) this Transaction.

Disclaimer: This site is designed and hosted by NIC and the contents are provided by NTA. For any further information, please contact NTA.



UGC - NET DECEMBER 2019



[Home](#) [Change Password](#)

[Logout](#)

Welcome: **KAILASH** Application No: **190520000022**

Registration Application Form Upload Image Fee Payment

- [View Registration Form](#)
- [View Application Form](#)
- [View Images](#)
- [View Fee Receipt](#)

[Download Confirmation Page](#)

[Email Confirmation Page](#)

[Verify Your Mobile Number](#)




[Verify Your Email ID](#)

Application Status	
Registration Form	Complete
Application Form	Complete
Image Upload	Complete
Application Fee Payment	Complete

You have completed all the steps of online Application Form.
Now download the confirmation page.

Application Number: 190520000022

Disclaimer: This site is designed and hosted by NIC eCounselling division and the contents are provided by NTA. For any further information, please contact to NTA. (Ver 1.0.136.2.0)

Application No.		19052000022				-	
Personal Details							
Candidate's Name		KAILASH		Date of Birth		27-03-1990	
Mother's Name		SHAKTI		Category		Gen-EWS	
Father's Name		SHIV		Gender		Female	
Are you Single Girl Child in your family without brother or sister?		YES		If you are a PwD Candidate, do you have benchmark disability (40% or more / "severe" where percentage is not defined) ?		Yes	
Type of Disability		(II) Locomotor disability including cerebral palsy, leprosy cured, dwarfism, acid attack victims and muscular dystrophy		Do you need scribe (as the criteria given in the Information Bulletin) ?		No- I do not need scribe	
Nationality		Indian		Do you belong to Minority Community ?		Yes	
Name of Minority Community		Parsi		Are You Diabetic?		YES	
Applied For							
Applied For		ASSISTANT PROFESSOR		Subject Opted for NET		Political Science	
1st Choice for Exam City		BIHAR - AURANGABAD(BR)		2nd Choice for Exam City		MAHARASHTRA - AURANGABAD(MR)	
3rd Choice for Exam City		HIMACHAL PRADESH - BILASPUR(HP)		4th Choice for Exam City		CHHATTISGARH - BILASPUR(CG)	
Research/M. Phil/PhD/Ex-Serviceman Details							
Specialization, If Any				POLITICAL SCIENCE			
Whether you Possess Research Experience in the subject of PG Degree				YES			
Research Experience in Years				3			
Whether M. Phil Passed/Appearing				NO			
Whether Ph.D. Passed/Appearing				NO			
Whether you are an Ex-Serviceman				NO			
Contact Details							
Address		HOUSING COLONY		Locality		SECTOR IV	
City/Town/Village		DELHI		District		CENTRAL DELHI	
State		DELHI		Pin Code		110001	
Email Address		ugc***@nta.ac.in		Mobile Number (+91)		962****499	
Land Line No. with STD code or any other Contact No.		-					
Fee Payment Details							
Payment Mode:		Pay through SBI(MOPS)		Transaction ID:		IGAGXYLFB1	
Exam Fee:		1/-		Date of Transaction:		05/09/2019 15:51:56	
Fee Submitted On:		05/09/2019					
Images Uploaded by Candidate							
<p style="text-align: center;">Photograph</p> 				<p style="text-align: center;">Signature</p> 			
List of Document Uploaded							
Photograph, Signature							

IP Address: 117.252.74.54

Date of Downloading: 05/09/2019 03:52:26 PM

National Testing Agency (NTA)
Procedure to be adopted for compilation of NTA scores for multi session Papers
(Normalization procedure based on PERCENTILE SCORE)

NTA will be conducting examinations on multiple dates, generally in two sessions per day. The candidates will be given different sets of questions per session and it is quite possible that in spite of all efforts of maintaining equivalence among various question papers, the difficulty level of these question papers administered in different sessions may not be exactly the same. Some of the candidates may end up attempting a relatively tougher set of questions when compared to other sets. The candidates who attempt the comparatively tougher examination are likely to get lower marks as compared to those who attempt the easier one. In order to overcome such a situation, “**Normalization procedure based on Percentile Score**” will be used for ensuring that candidates are neither benefitted nor disadvantaged due to the difficulty level of the examination. With the objective of ensuring that a candidate’s true merit is identified, and that a level playing field is created in the above context, the Normalization Procedure, set out below shall be adopted, for compiling the NTA scores for multi session papers.

The process of Normalization is an established practice for comparing candidate scores across multi session papers and is similar to those being adopted in other large educational selection tests conducted in India. For normalization across sections, NTA shall use the percentile equivalence.

Percentile Scores: Percentile scores are scores based on the relative performance of all those who appear for the examination. Basically, the marks obtained are transformed into a scale ranging from 100 to 0 for each session of examinees.

The Percentile Score indicates the percentage of candidates that have scored EQUAL TO OR BELOW (same or lower raw scores) that particular Percentile in that examination. Therefore, the topper (highest score) of each session will get the same Percentile of 100 which is desirable. The marks obtained in between the highest and lowest scores are also converted to appropriate Percentiles.

The Percentile score will be the Normalized Score for the examination (instead of the raw marks of the candidate) and shall be used for preparation of the merit lists.

The Percentile Scores will be calculated up to 7 decimal places to avoid bunching effect and reduce ties.

The Percentile score of a Candidate is calculated as follows:

$$\frac{100 \times \text{Number of candidates appeared in the 'Session' with raw score EQUAL TO OR LESS than the candidate}}{\text{Total number of the candidates appeared in the 'Session'}}$$

Note: The Percentile of the Total shall **NOT** be an aggregate or average of the Percentile of individual subject. Percentile score is not the same as percentage of marks obtained.

Example: Suppose a test was held in 4 sessions of examinees as per details given below:-
(Allocation of Days and shifts were done randomly)

(a) Distribution of candidates were as follows:

Session-1: Day-1 Shift-1, **Session-2:** Day-1 Shift-2, **Session-3:** Day-2 Shift-1 and **Session-4:** Day-2 Shift-2

Session	Day/Shift	No of Candidates			Marks	
		Absent	Appeared	Total	Highest	Lowest
Session-1	Day-1 Shift-1	3974	28012	31986	335	-39
Session-2	Day-1 Shift-2	6189	32541	38730	346	-38
Session-3	Day-2 Shift-1	6036	41326	47362	331	-49
Session-4	Day-2 Shift-2	9074	40603	49677	332	-44
Total(Session-1 to Session-4)		25273	142482	167755	346	-49

In this method of scoring the HIGHEST RAW SCORE in each paper (irrespective of the raw scores) will be the 100 Percentile indicating that 100% of candidates have scores equal to or lesser than the highest scorer/ topper for that session.

Highest Raw Score and Percentile Score: All the highest raw scores will have normalized Percentile Score of 100 for their respective session.

Session	Total Candidates Appeared	Highest Raw Score	Candidates who scored EQUAL OR LESS THAN Highest Raw Score	Percentile Score	Remarks
Session - 1	28012	335	28012	100.0000000 [[28012/28012]*100]	i.e. all the highest raw scores would be normalized to 100 Percentile Score for their respective session.
Session - 2	32541	346	32541	100.0000000 [[32541/32541]*100]	
Session - 3	41326	331	41326	100.0000000 [[41326/41326]*100]	
Session - 4	40603	332	40603	100.0000000 [[40603/40603]*100]	

Lowest Raw Score and Percentile Score: Percentile Score of all the lowest raw scores will depend on the total number of candidates who have taken the examination for their respective session.

Session	Total Candidates Appeared	Lowest Raw Score	Candidates who scored EQUAL OR LESS THAN Lowest Raw Score	Percentile Score	Remarks
Session -1	28012	-39	1	0.0035699 [[1/28012]*100]	i.e. Percentile Score of all the lowest raw scores are different i.e. Percentile Score depend on the total number of candidates who have taken the examination for their respective session.
Session -2	32541	-38	1	0.0030730 [[1/32541]*100]	
Session -3	41326	-49	1	0.0024198 [[1/41326]*100]	
Session -4	40603	-44	1	0.0024629 [[1/40603]*100]	

The following is a further explanation of the interpretation of the raw scores and Percentile Score in Session-3 (Day-2 and Shift-1) with 41326 candidates who have taken the examination.

Candidate	Percentile Score	No of Candidates	Raw Score	Remark
A	100.0000000 [[41326/41326]*100]	1	331	Indicates that amongst those appeared, 100% have scored either EQUAL TO OR LESS THAN the candidate A (331 raw score). It also indicates that no candidate has scored more than the candidate A (331 raw score).
B	90.1224411 [[37244/41326]*100]	77	121	Indicates that amongst those appeared, 90.1224411% have scored either EQUAL TO OR LESS THAN the candidate B (121 raw score). It also indicates that remaining candidates have scored more than candidate B (121 raw score).
C	50.4549194 [[20851/41326]*100]	381	41	Indicates that amongst those appeared, 50.4549194% have scored either EQUAL TO OR LESS THAN the candidate C (41 raw score). It also indicates that remaining those appeared have scored more than candidate C (41 raw score).
D	31.7040120 [[13102/41326]*100]	789	25	Indicates that amongst those appeared, 31.7040120% have scored either EQUAL TO OR LESS THAN the candidate D (25 raw score). It also indicates that remaining candidates have scored more than candidate D (25 raw score).
E	1.1034216 [[456/41326]*100]	100	-15	Indicates that amongst those appeared, 1.1034216% have scored either EQUAL TO OR LESS THAN the candidate E (-15 raw score). It also indicates that remaining candidates have scored more than candidate E (-15 raw score).

STEP-BY-STEP PROCEDURE FOR NORMALIZATION AND PREPARATION OF RESULT:

Step-1: Distribution of Examinees in two shifts:

Candidates have to be distributed into two sessions randomly so that each session has approximately equal number of candidates. These two sessions would be as follows:

Session-1: Day-1 Shift-1, Session-2: Day-1 Shift-2

In the event of more number of days or less number of shifts, the candidates will be divided accordingly.

This will ensure that there is no bias in the distribution of candidates who shall take the examination. Further, with a large population of examinees spread over the entire country the possibility of such bias becomes remote.

Step-2: Preparation of Results for each Session:

The examination results for **each session** would be prepared in the form of

- Raw Scores
- Percentiles Scores of Total raw scores.

The Percentiles would be calculated for each candidate in the Session as follows:

Let TP1 be the Percentile Scores of Total Raw Score of that candidate.

$$\text{Total Percentile (TP1):} \quad 100 \times \frac{\text{No. of candidates appeared from the session with raw score EQUAL TO OR LESS than T1 score}}{\text{Total No. of candidates appeared in the session}}$$

Step-3: Compilation of NTA score and Preparation of Result:

The Percentile scores for the Total Raw Score for all the sessions (**Session-1: Day-1 Shift-1, Session-2: Day-1 Shift-2**) as calculated in **Step-2 above would be merged and shall be called the NTA scores which will then be used for compilation of result and further processing for deciding the allocation.**

In the events of the percentiles for the multi-shifts being dissimilar / unequal, the lowest will be the eligibility cut-off for that category for all candidates (i.e. all shifts).

For Example: In an the examination held in two shifts, if the 40% marks correspond to a Percentile score of 78 in Shift 1 and 79 in Shift 2, then all those equal to or above 78 percentiles (Percentile score of 100 to 78) in both shifts will become eligible in General Category. Similar method will be adopted for the other categories to determine eligibility cut-offs.

In case the examination is held in more number of shifts the same principle shall apply.

Computer Based Test (CBT)

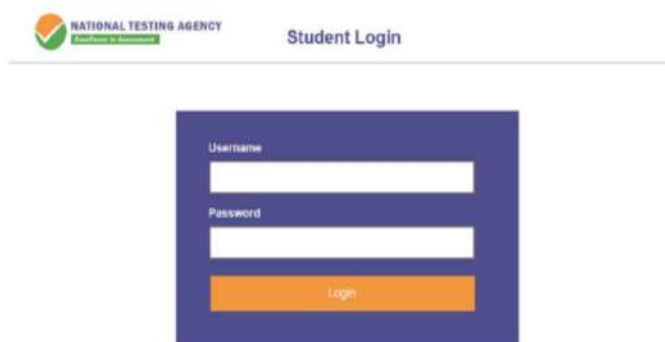
The major examinations being conducted by NTA will be Computer Based Test (CBT). A CBT requires candidates to sit in front of a computer terminal (node) allocated to them against their Roll number and Admit card. After logging the candidate will get detailed instructions for the examinations. At the designated time of start of examination, the candidates will be able to proceed and see the questions on the computer screen using the computer mouse. Candidates will have the option to change / modify/ edit / answers already entered any time during the examination.


Procedure for appearing in Computer Based Test (CBT):

(Sample/mock test will be available on UGC NET website: www.ntanet.nic.in in November, 2018 for hands on practice)

- (a) A computer terminal (node) indicating roll number will be allocated to each candidate. Candidates should find and sit on their allocated computers only. Any candidate found to have changed room/hall or the computer on their own other than the one allotted would lead to cancellation of candidature and no plea in this regard would be entertained.
- (b) For login, the candidate will have to enter **login-ID and password**. The computer terminal allotted to the candidate will display WELCOME login screen, Candidate's photograph and NET subject opted by the candidate.

Candidate Login Page



 NATIONAL TESTING AGENCY
Ministry of Education

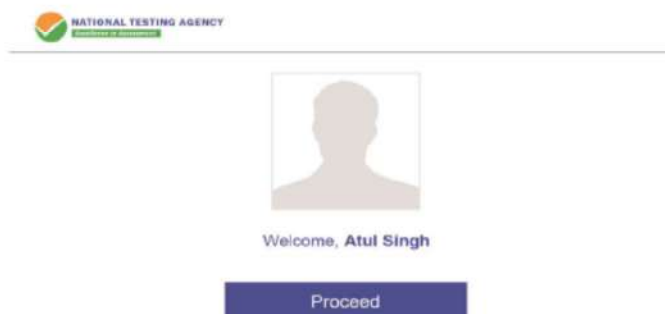
Student Login

Username


Password

[Login](#)

Candidate Welcome Screen



 NATIONAL TESTING AGENCY
Ministry of Education



Welcome, **Atul Singh**

[Proceed](#)

- (c) After login, the candidate shall be able to see the detailed instructions for the examination. Candidates are advised to go through the instructions carefully regarding the type of questions and marking scheme. At the designated time of start of the examination, the candidates will be able to proceed and see the questions on the computer screen.

General Instruction Page

View in: English

Please read the instructions carefully

General Instructions:

- Total duration of examination is 50 minutes.
- The clock will be set at the server. The countdown timer in the top right corner of screen will display the remaining time available for you to complete the examination. When the timer reaches zero, the examination will end by itself. You will not be required to end or submit your examination.
- The Question Palette displayed on the right side of screen will show the status of each question using one of the following symbols:
 - You have not visited the question yet.
 - You have not answered the question.
 - You have answered the question.
 - You have NOT answered the question, but have marked the question for review.
 - The question(s) "Answered and Marked for Review" will be considered for evaluation.
 The Marked for Review status for a question simply indicates that you would like to look at that question again.
- You can click on the ">" arrow which appears to the left of question palette to collapse the question palette thereby maximizing the question window. To view the question palette again, you can click on "<" which appears on the right side of question window.
- You can click on your "Profile" image on top right corner of your screen to change the language during the exam for entire question paper. On clicking of Profile image you will get a drop-down to change the question content to the desired language.
- You can click on to navigate to the bottom and to navigate to the top of the question area, without scrolling.

Navigating to a Question:

- To answer a question, do the following:
 - Click on the question number in the Question Palette at the right of your screen to go to that numbered question directly. Note that using this option does NOT save your answer to the current question.
 - Click on **Save & Next** to save your answer for the current question and then go to the next question.
 - Click on **Mark for Review & Next** to save your answer for the current question, mark it for review, and then go to the next question.

Answering a Question:

- Procedure for answering a multiple choice type question:
 - To select your answer, click on the button of one of the options.
 - To deselect your chosen answer, click on the button of the chosen option again or click on the **Clear Response** button.
 - To change your chosen answer, click on the button of another option.
 - To save your answer, you MUST click on the **Save & Next** button.
 - To mark the question for review, click on the **Mark for Review & Next** button.
- To change your answer to a question that has already been answered, first select that question for answering and then follow the procedure for answering that type of question.

Navigating through sections:

- Sections in this question paper are displayed on the top bar of the screen. Questions in a section can be viewed by clicking on the section name. The section you are currently viewing is highlighted.
- After clicking the **Save & Next** button on the last question for a section, you will automatically be taken to the first question of the next section.
- You can shuffle between sections and questions anytime during the examination as per your convenience only during the time stipulated.
- Candidate can view the corresponding section summary as part of the legend that appears at every section above the question palette.

The keyboard attached to the computer, if any, will be disabled during the entire duration of the examination. Depending on the type of question, the answers to questions can either be entered by clicking on the virtual on-screen keyboard (numeric or otherwise) using the computer mouse or by clicking the chosen option(s) using the computer mouse. Candidates will have the option to change/modify answers already entered anytime during the entire duration of the examination.

In case the computer/mouse allotted to any candidate malfunctions anytime during the test, he/she will be immediately allotted another computer system and the time lost due to this will be adjusted in the server so as to give the candidate the full allotted time.

- d) The on-screen computer clock counter of every candidate will be set at the server. The countdown timer in the top right side of computer screen will display the time remaining (in minutes) available for the candidate to complete the examination. When the timer reaches zero, the examination will end by itself. Candidate will not be required to end or submit the examination.

Countdown Timer ▶ Remaining Time: 00:29:40

[Arvi Parmar]

1. Which one of the following is the main objective of teaching?

To give information related to the syllabus.
 To develop thinking power of the students.
 To dictate notes to students.
 To prepare students to pass the examination.

- (e) The Question Palette displayed on the right side of screen will show the status of each question using one of the following symbols:



The question(s) "Answered and Marked for Review" status for a question indicates that candidate would like to have a relook at that question again. A candidate has the option of answering a question and simultaneously "Marked for Review", these answers will be considered for evaluation. However, if a candidate has simply put "Marked for Review" for a question without answering it, the corresponding question marked for review without an answer will not be considered for evaluation. It may be noted that a candidate can return to any "Marked for Review" question any time during the examination by clicking on the corresponding question number icon displayed on the Question Palette of the corresponding section.

- (f) Candidate can click on the ">" arrow which appears to the left of question palette to collapse the question palette thereby maximizing the question viewing window. To view the question palette again, candidate can click on "<" which appears on the right side of question window.
- (g) Candidate can click on to navigate to the bottom and to navigate to the top of the question area, without scrolling. Using the computer mouse the candidate can scroll up and down the question viewing area for viewing the entire question.
- (h) The full paper can be viewed by clicking the "Question Paper" icon on the top right corner of the screen.
- (i) Blank Sheets for doing rough work/calculations shall be provided to the candidates. The Blanks Sheets would have a Header page for the candidates to write down his/her Name and Roll Number. All calculations/writing work are to be done only in the Blank Sheets provided at the centre in the examination Room/Hall and on completion of the test candidates must hand over the rough sheets to the invigilator on duty in the Room/Hall.
- (j) **Navigating to a Question**
To navigate between questions within a Paper, candidate needs to do the following:
- (a) Click on the question number in the Question Palette at the right of the screen to go to that numbered question directly. Note that using this option does NOT save the answer to the currently displayed question.
- (b) Click on "Save & Next" to save the answer of any question. Clicking on "Save & Next" will save the answer for the current question and the next question will be displayed on the candidate's computer screen.

- (c) Click on “Mark for Review & Next” to mark a question for review (without answering it) and proceed to the next question.



(k) Answering a Question

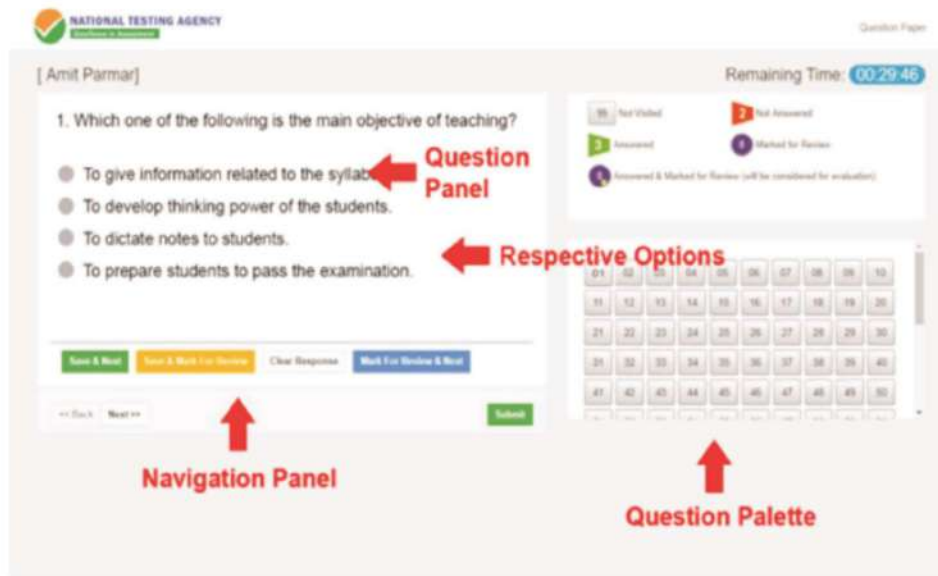
To navigate between questions within a Paper, candidate needs to do the following:

- (i) Procedure for answering a multiple choice type question:
- (a) To select the option(s), click on the corresponding button(s) of the option(s).
 - (b) To deselect the chosen answer, click on the button of the chosen option again or click on the “Clear Response” button.
 - (c) To save the answer, the candidate MUST click on the “Save & Next” button.
 - (d) To mark the question for review (without answering it), click on the “Mark for Review & Next” button.



(l) Navigating through sections:

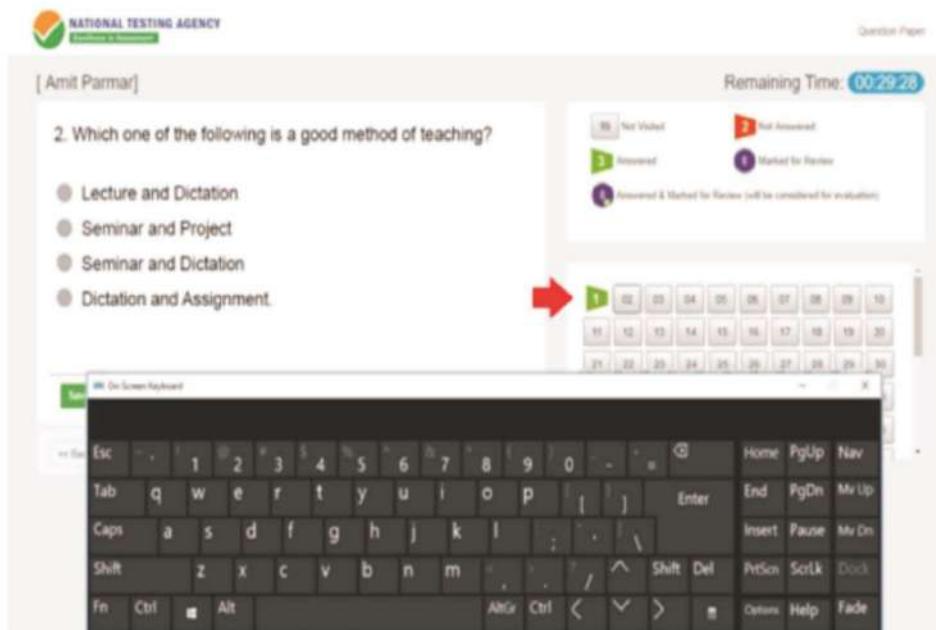
- (i) Sections in the question paper are displayed on the top bar of the screen. Questions in a section can be viewed by clicking on the section name. The section in which candidate is currently viewing will be highlighted.
- (ii) After clicking the “Save & Next” button on the last question for a section, candidate will automatically be taken to the first question of the next section.
- (iii) Candidate can shuffle between sections and questions within sections anytime during the examination as per the convenience only during the time stipulated.
- (iv) Candidate can view the corresponding section summary as part of the legend that appears in every section above the question palette.



(m) Procedure for answering questions that require inputs from on-screen virtual key board (numeric or otherwise):

- (a) Candidate will have to use the on-screen virtual keyboard (that would be displayed just below the question statement of these types of questions) and the attached computer mouse to enter his/her answer in the space provided for answer.

On Screen Virtual Keyboard



- (b) The answer can be changed, if required, anytime during the test. To save the answer, the candidate MUST click on the "Save & Next" button.
- (c) To mark the question for review (without answering it), click on the "Mark for Review & Next" button.

Candidate will have the option to change previously saved answer of any question, anytime during the entire duration of the test. To change the answer to a question that has already been answered, first select the corresponding question from the Question Palette, then click on "Clear Response" to clear the previously entered answer and subsequently follow the procedure for answering that type of question.

- (n) ROUGH WORK:

All calculations/writing work are to be done only in the rough sheet provided at the centre in the examination Room/Hall and on completion of the test candidates must hand over the rough sheets to the invigilator on duty in the Room/Hall.

NTA: Test Practice Centres (TPCs)

What is a Test Practice Centre (TPCs)?

The Ministry of Human Resource Development mandated the NTA to set up, establish and create a network of Tests Practice Centres for candidates, especially in remote and rural areas to enable them to practice and be comfortable in taking a Computer Based Test (CBT). This facility is completely free of cost. Candidates can register online (on NTA website) where they are provided a convenient TPC near to their location to practice on a given computer node. This facilitates and eases the process of being able to take a Computer Based Test (CBT). The entire experience of using a computer is close to the actual experience of taking a CBT. All efforts are made to provide practice tests and questions so that candidates can familiarize themselves with logging into the system, go through the detailed instructions regarding the test, use the mouse or numeric keyboard on screen (virtual) for attempting each question, scroll down to the next question, navigate between questions, review and edit their options and submit questions.

The objective of TPCs is primarily to organize test practice for the upcoming NTA examinations.

An NTA APP has also been developed which will enable the students to choose the nearest TPCs.

Set of Instructions on How to Register for a TPCs

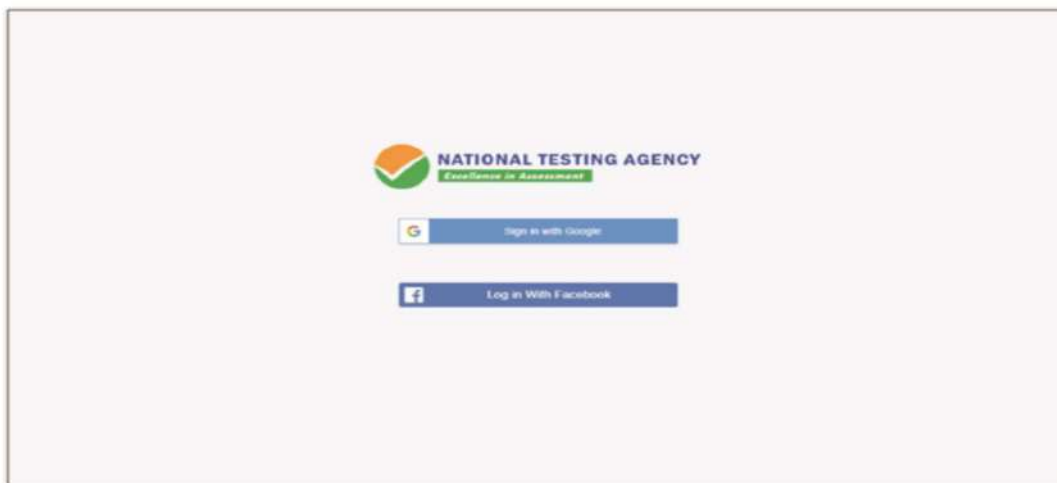
Step 1: Visit NTA official website for Registration as a candidate for the Test Practice Centre.(TPC)

Visit Website URL: <https://nta.ac.in/> and click on the link “Student Registration (For Practice Center)”



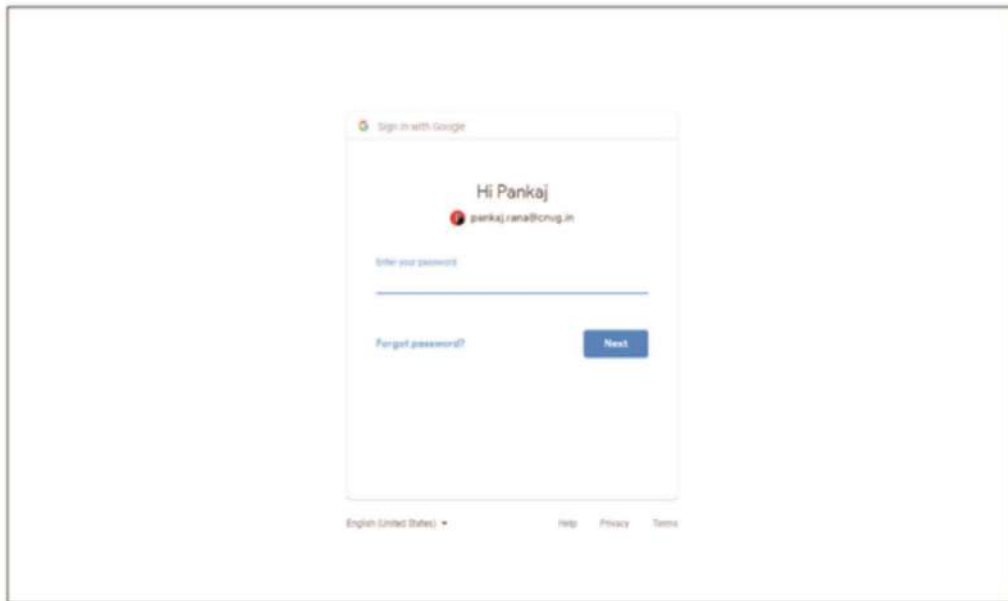
Step 2: Selecting Gmail or Facebook Login

Select login method: Gmail or Facebook



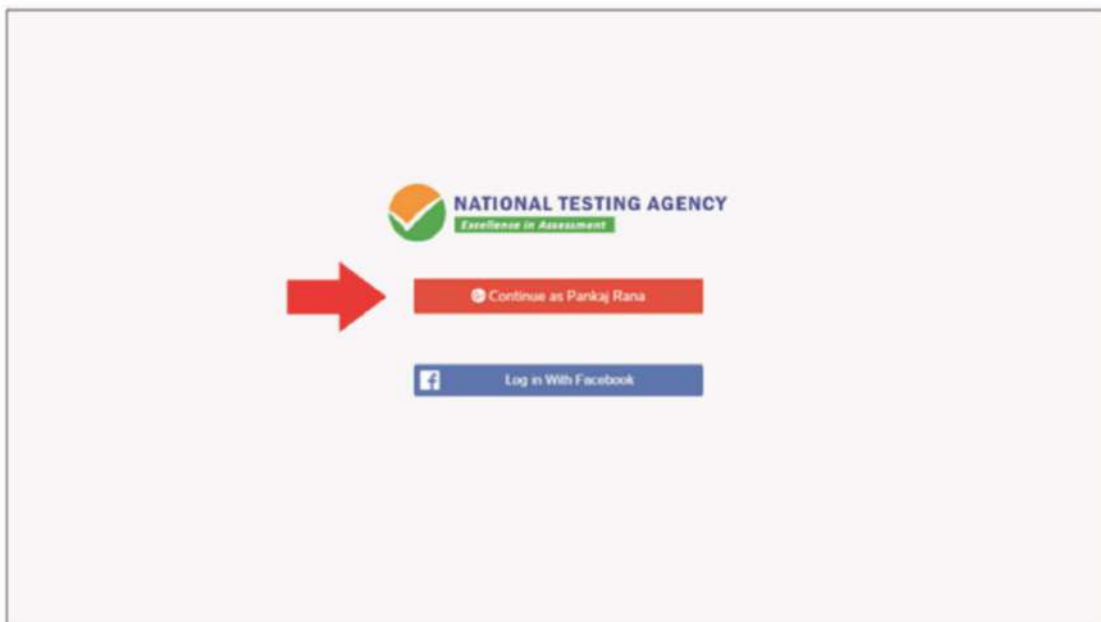
Step 3: Entering Gmail Username & Password

For gmail login candidate must enter email id & password



Step 4: Selecting Gmail Account

After authentication candidate has to click on selected Gmail Id.



Step 5: Enter Personal Information

After login confirmation student will be redirected to registration

The screenshot shows the registration form for the National Testing Agency. At the top left is the logo with the text "NATIONAL TESTING AGENCY" and "Confidence in Assessment". At the top right is a user profile icon with the name "Pankaj Rana". Below the header is a progress bar with four steps: 1. Personal Detail, 2. Contact Detail, 3. Academic / Exam Detail, and 4. Exam Detail. Step 1 is currently active. The form fields include: First Name (filled with "PANKAJ"), Last Name (filled with "RANA"), Father Name (empty), Select Gender (dropdown menu), Date of Birth (format dd-mm-yyyy), Age (empty), Upload Passport Size Photo (Choose File button, No file chosen), and Upload Photo Id Proof (Choose File button, No file chosen). There are "Previous" and "Next" buttons at the bottom right.

Step 6: Enter Contact Information

Candidate needs to enter contact information

The screenshot shows the registration form for the National Testing Agency, Step 6: Enter Contact Information. The progress bar shows Step 2 is active. The form fields include: Email Address (filled with "PANKAJ.RANA@CNVS.IN"), Mobile Number (empty), Residential Address (empty), State (dropdown menu), District (dropdown menu), City (empty), and Pin Code (empty). There are "Previous" and "Next" buttons at the bottom right. A URL "http://nta.nic.in/registration/step5.html" is visible at the bottom left.

Step 7: Enter Academic Information

Candidate needs to enter academic information.

The screenshot shows the National Testing Agency registration interface. At the top left is the logo and name "NATIONAL TESTING AGENCY" with the tagline "Excellence in Assessment". At the top right, it says "Hello, Pankaj Rana". A progress bar at the top indicates four steps: 1. Personal Detail, 2. Contact Detail, 3. Academic / Exam Detail (which is the current step), and 4. Exam Detail. The main form area contains two input fields: "School or Institute - Attending / Last Attended" and "Enrollment Number Optional". At the bottom right of the form are "Previous" and "Next" buttons. A small URL "https://nta.nic.in/gate/nta/Reg_Form_3-2" is visible at the bottom left.

Step 8: Enter Exam Information

Candidate needs to enter exam information.

The screenshot shows the National Testing Agency registration interface, now at Step 8: Enter Exam Information. The progress bar at the top shows steps 1 through 4, with step 3 "Academic / Exam Detail" highlighted as the current step. The main form area contains two input fields: "Select Interested Exam Type" (a dropdown menu) and "Number of attempts already taken" (a text input field). At the bottom right of the form are "Previous" and "Submit" buttons.

Step 9: Center Selection Dashboard

List of available center location sorted on the basis of Candidate's current geo location.

Sr	Center Detail	State	District	Preference	Select
1	Its academy of technical education Address : Its academy of technical education c-201 sector-62, noida Distance : 1 Km	Uttar Pradesh	Gautam Buddha Nagar		<input type="checkbox"/>
2	Its noida Address : A- 8b its noida sector-62 near entrance building Distance : 2 Km	Uttar Pradesh	Gautam Buddha Nagar		<input type="checkbox"/>
3	Indrapuram public school Address : Indrapuram public school 6, nyaya khand-4, indrapuram-ghaziabad, up Distance : 2 Km	Uttar Pradesh	Ghaziabad		<input type="checkbox"/>
4	East point school Address : Fc-26, delhapura, vesundhara enclave, delhi Distance : 3 Km	Delhi	East Delhi		<input type="checkbox"/>
5	Manav rachna international school Address : D-196 sector-52 Distance : 3 Km	Uttar Pradesh	Gautam Buddha Nagar		<input type="checkbox"/>

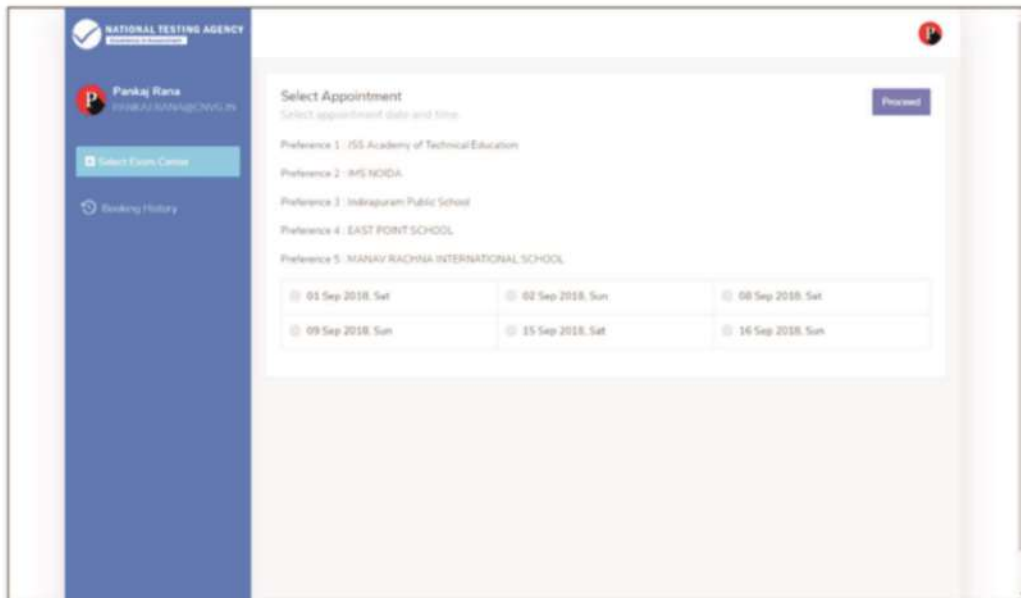
Step 10: Five Center Selection

Candidate needs to select any 5 Centers in the order of preference.

Sr	Center Detail	State	District	Preference	Select
1	Its academy of technical education Address : Its academy of technical education c-201 sector-62, noida Distance : 1 Km	Uttar Pradesh	Gautam Buddha Nagar	1	<input checked="" type="checkbox"/>
2	Its noida Address : A- 8b its noida sector-62 near entrance building Distance : 2 Km	Uttar Pradesh	Gautam Buddha Nagar	2	<input checked="" type="checkbox"/>
3	Indrapuram public school Address : Indrapuram public school 6, nyaya khand-4, indrapuram-ghaziabad, up Distance : 2 Km	Uttar Pradesh	Ghaziabad	Select	<input checked="" type="checkbox"/>
4	East point school Address : Fc-26, delhapura, vesundhara enclave, delhi Distance : 3 Km	Delhi	East Delhi	3	<input checked="" type="checkbox"/>
5	Manav rachna international school Address : D-196 sector-52 Distance : 3 Km	Uttar Pradesh	Gautam Buddha Nagar	Select	<input checked="" type="checkbox"/>

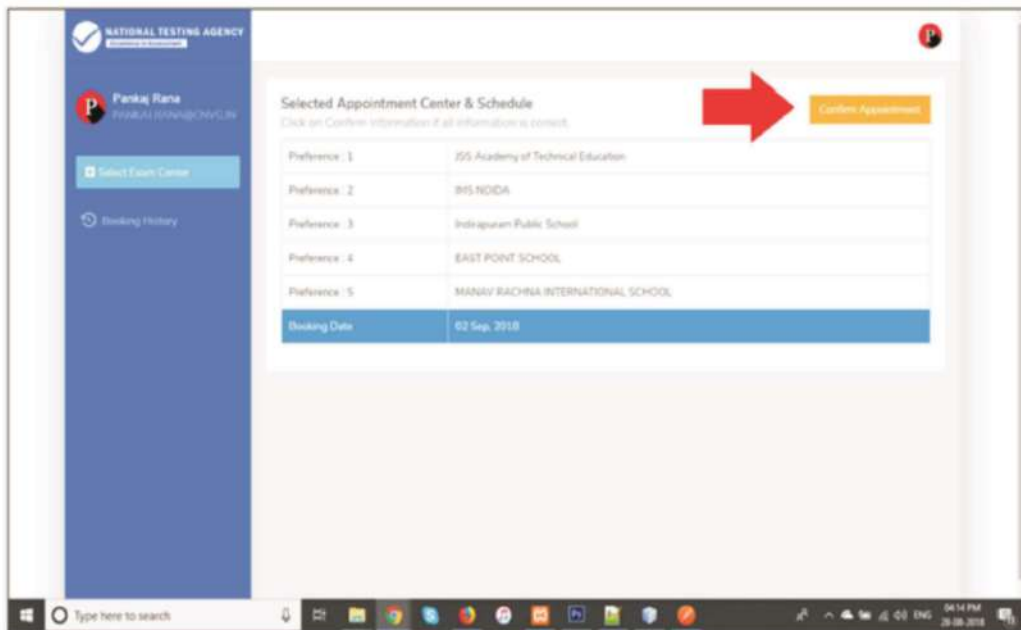
Step 11: Schedule Selection

Candidate needs to select anyone sessions from the 6 sessions given



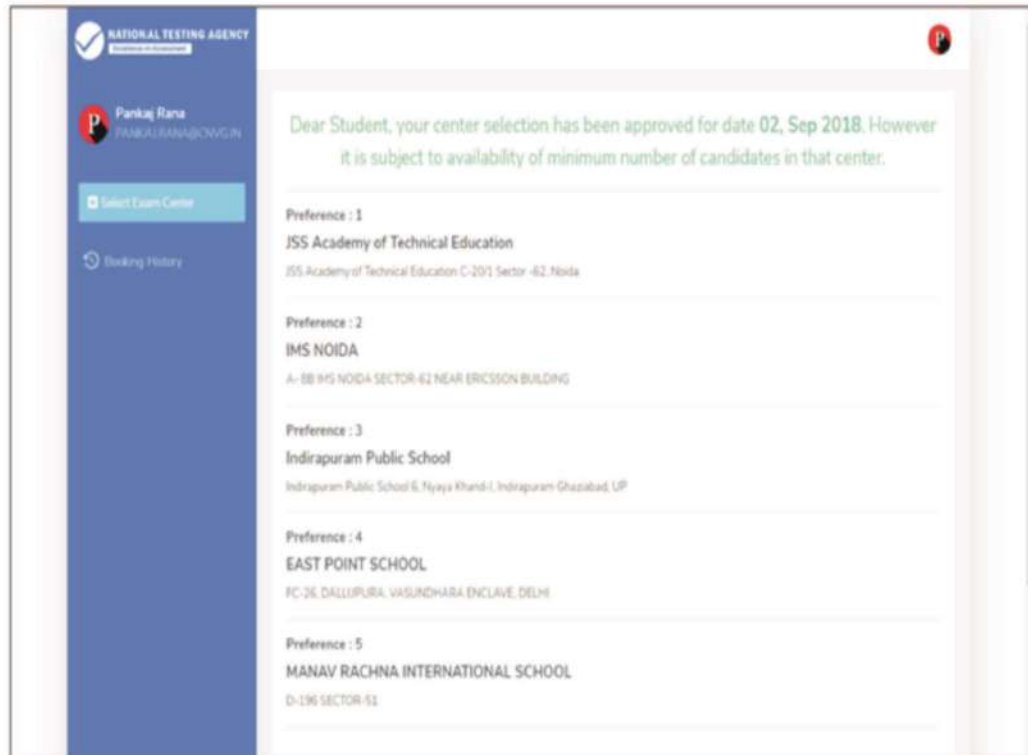
Step 12: Review the Center Selection & Schedule Selection

Candidate needs to review the selection and after reviewing click on "Confirm Appointment"



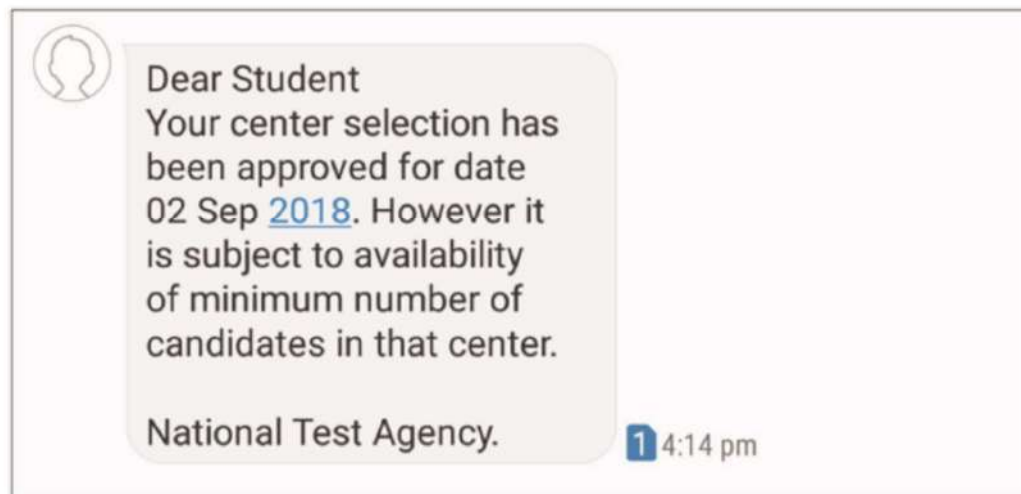
Step 13: Center Selection Confirmation

Candidate can see that the data entered has been submitted



Step 14: Text of approval on Candidate's registered mobile number.


Candidate gets the approval as SMS in the registered mobile number.



Step 3: Splash Screen: After Installation is completed, when we click on launcher icon on mobile.



Step 4: Selecting Gmail or Facebook Login



Step 5: Personal Detail - Page 1/2: Candidate needs to enter personal information.

Step 6: Personal Detail - Page 2/2: Candidate needs to enter personal information.

Step 7: Contact Detail - Page 1/2: Candidate needs to enter Contact information.

Submit Detail

Personal Details Contact Details Academic / Exam Details

Email id

Contact Number

Residential Address

State

Andaman and Nicobar

District

Nicobar

City

Pincode

Step 8: Contact Detail - Page 2/2: Candidate needs to enter Contact information.

Submit Detail

Personal Details Contact Details Academic / Exam Details

Contact Number

Residential Address

State

Andaman and Nicobar

District

Nicobar

City

Pincode

Submit Detail

Step 9: Academic and Examination Detail: Candidate needs to enter Academic and Examination Information.

Submit Detail

Personal Details Contact Details Academic / Exam Details

Academic Detail

School/Institution Name

Enrollment Number(Optional)

Exam Details

Interested for Exam Type

JOINT ENTRANCE EXAMINATION

Number of attempts the student made in this particular Entrance examination till date

Submit Detail

Step 10: Select the nearest Center: Candidate needs to tap on the nearest pointer (any five).

Center Selection

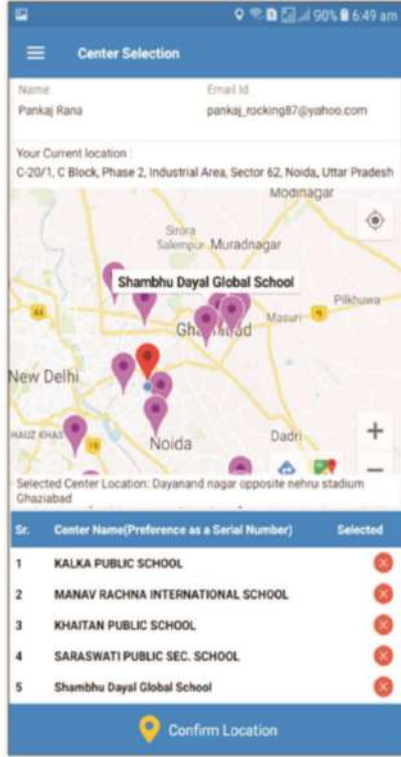
Name: Pankaj Rana Email Id: pankaj_rocking87@yahoo.com

Your Current location: C-20/1, C Block, Phase 2, Industrial Area, Sector 62, Noida, Uttar Pradesh

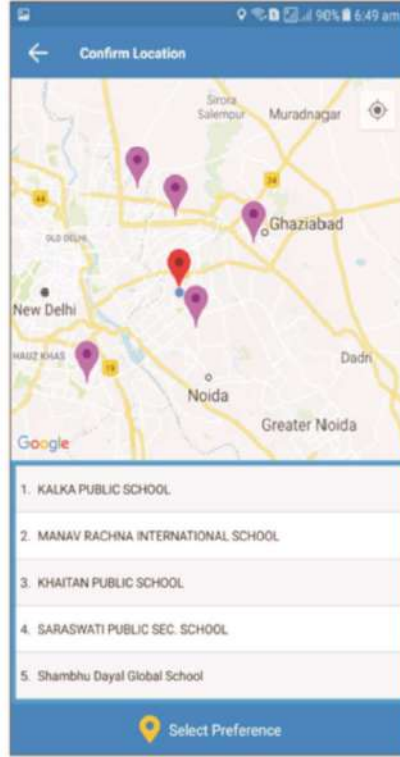
Sr. Center Name(Preference as a Serial Number) Selected

Confirm Location

Step 11: Select the nearest Center: After selecting the nearest five centers.



Step 12: Reviewing the selected center: Candidate needs to review the selected center.



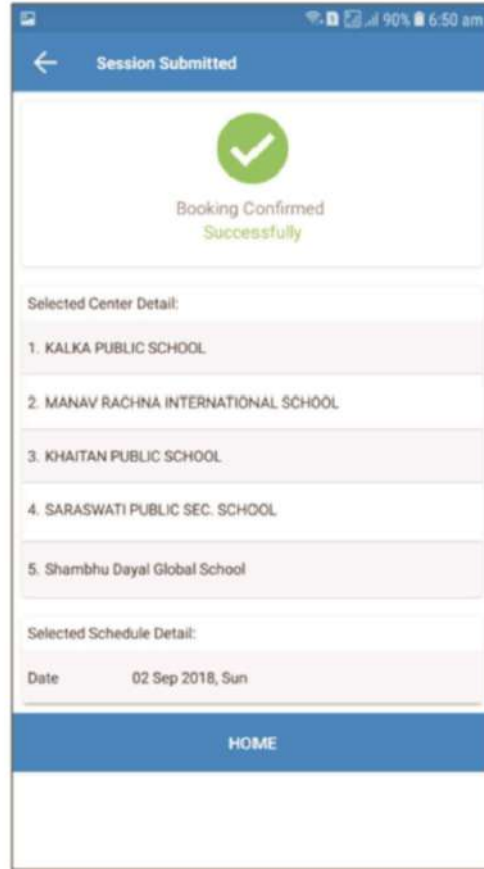
Step 13: Select Schedule: Candidate needs to select any one from the 6 coming session.



Step 14: Select Schedule: After selecting the schedule click on "Confirm Schedule".



Step 15: Thank You Screen: If candidate taps on “Confirm Session”, the booking will be successfully confirmed.



Certificate regarding Physical Limitation in an Examinee to Write

This is to certify that, I have examined Mr/Ms/Mrs _____ (name of the candidate with disability), a person with _____ (nature and percentage of disability as mentioned in the certificate of disability), S / o / D / o _____, a resident of _____ (Village/District/State) and to state that he/she has physical limitation which hampers his/her writing capabilities owing to his/her disability.



Signature
Chief Medical Officer/ Civil Surgeon/ Medical Superintendent of a
Government health care institution
Name & Designation
Name of Government Hospital/Health Care Centre with Seal

Place:

Date:

[Note: Certificate should be given by a specialist of the relevant stream/disability (eg. Visual impairment – Ophthalmologist, Locomotor disability – Prthopaedic specialist/PMR).]

Letter of Undertaking for Using Own Scribe



I _____, a candidate with _____ (name of the disability) appearing for the _____ (name of the examination) bearing Roll No. _____ at _____ (name of the centre) in the District _____, _____ (name of the State). My qualification is _____.

I do hereby state that _____ (name of the scribe) will provide the service of scribe/reader/lab assistant for the undersigned for taking the aforesaid examination.

I do hereby undertake that his qualification is _____. In case, subsequently it is found that his qualification is not as declared by the undersigned and is beyond my qualification, I shall forfeit my right to the post and claims relating thereto.

(Signature of the candidate with Disability)

Place:

Date:

Note: Aadhar card of the Scribe is enclosed.

A F F I D A V I T
(MUST BE ON Rs.50/- STAMP PAPER)

I _____ son/wife of _____
(father/mother name)
resident of _____

_____ do hereby make oath and state as under:-

1. That the Deponent is the father / mother of _____
(candidate name)
2. That the deponent's daughter is a Single Girl Child/Twin Daughter/Fraternal Daughter of the family and there is no other male and female child in my family.

Verified at _____ on this _____ that the contents of the above
(place) *(date - month - year)*
affidavit are true and correct to my personal knowledge and belief.

DEPONENT Signature

Name

Full Address

.....

.....

Seal & Signature of
SDM / First Class Magistrate / Gazetted Officer (not below the rank of Tehsildar)
certifying the aforesaid declaration.

**SELF DECLARATION OF MINORITY COMMUNITY BY CANDIDATE FOR SUPPORT
FOR MINORITY STUDENTS**

DECLARATION

I, Son/Daughter of.....
Resident ofhereby
declare that I belong to the (Muslims/Sikhs/Christians/Buddhists/Jains and Zoroastrains
(Parsis) which is a notified minority community as per Section 2 (c) of National
Commission for Minorities Act, 1992).

Date:

Place:

Signature of Candidate:

Name of the Candidate:

Summary of examination and result pattern (Please refer Information Bulletin for details)					
01	Mode of Examination	Computer Based Test (CBT)			
02	Dates of Examination	Between 2 December 2019 and 06 December 2019			
03	Number of Shifts	02 (Two) per day First Shift: 9.30 am to 12.30 pm Second Shift: 2.30 pm to 05.30 pm			
04	Allocation of Date and Shift	Random			
05	Centre Cities where Test shall be conducted	Refer ANNEXURE-I. Candidates have to select any four cities of their choice for Test.			
06	Syllabus of Test	https://www.ugcnetonline.in/syllabus-new.php			
07	Type of Examination	Objective Type- Multiple Choice Questions (MCQs)			
08	Paper wise Distribution of Questions, Total Number of Questions and Timing of Examination	Paper	No. of Questions	To be attempted during	
				First Shift	Second Shift
		Paper-I	50	9.30 am to 12.30 pm	2.30 pm to 05.30 pm
		Paper-II	100		
Total	150				
09	Marking Scheme	Correct Answer		Two marks (+2)	
		Incorrect Answer/Unanswered/Marked for Review		No mark (0)	
10	Procedure & Criteria for declaration of result.	Refer Point-11 of Information Bulletin			

Important Points to Note:

- (i) In order to appear in UGC-NET December 2019, the candidates are required to apply 'online'. The Application Form other than online mode shall not be accepted. (No Application Form will be accepted through offline mode i.e. through fax/application including e-mail etc). The candidates, before submitting the Online Application Form, shall ensure their eligibility to appear in the test.
 - (ii) Online submission of application may be done by **accessing the NTA official website: www.ntanet.nic.in**.
 - (iii) **Online Application Form cannot be withdrawn once it is submitted successfully.**
 - (iv) Application Form of candidates who do not fulfill the eligibility criteria shall be rejected.
 - (v) A candidate is allowed to **submit only one Application Form. If a candidate submits more than one Application Form, the candidature is likely to be cancelled.**
 - (vi) The Candidates should fill their complete postal address with PIN Code for further correspondence. **The NTA shall not be held responsible for any loss due to incorrect address given by the applicant in the Online Application Form.**
 - (vii) The Candidate must ensure that e-mail address and Mobile Number provided **in the Online Application Form are their own (which cannot be changed later)** as communication may be sent by NTA through **e-mail or SMS**.
 - (viii) The Candidate should not give the postal address, Mobile Number or e-mail ID of Coaching Centre in the Online Application Form.
 - (ix) **Request for change in any particular in the Application Form shall not be entertained under any circumstances.**
- Note: However, a chance may be given to the candidates to correct/modify/edit some of the particular(s) of the application form online only, during 18 October 2019 to 25 October, 2019.*
- (x) The States and Centres (Cities) indicated for the entrance examination by a candidate are only options. The actual Centre and shift shall be allotted by NTA and it shall be final. No correspondence in this regard shall be entertained. **It is mandatory for candidates to fill all four choices as options.**
 - (xi) Selection of a candidate in the test is provisional subject to being found otherwise eligible for admission/appointment.
 - (xii) In case a candidate is found providing incorrect information or the identity is proved to be false at any time in the future, the candidate shall face penal action as per the law.
 - (xiii) The Candidates are not required to send/ submit the confirmation page of Online Application Form to the NTA. However, he/she is advised to retain the following documents with them as reference for future correspondence:
 - ❖ Print Confirmation Page of Online Application Form.
 - ❖ Proof of fee paid
 - ❖ Photographs (**same as uploaded on the Online Application Form**) –6 to 8 passport size photographs need to be kept aside.
 - ❖ **The name on the photo identification must match with the name as shown on the Admit Card. If the name has been changed due to events such as marriage, candidate must show the relevant document at the time of exam. Marriage Certificate/Divorce/Decree/Legal Name Change Document**
 - (xiv) In case of any technical issue or due to a natural disaster, if an exam in a particular shift/subject has to be rescheduled, NTA may follow the process of normalization of the two test forms as per policy (**Annexure-IX**).



Help Line No.
0120-6895200

e-mail : ugcnet-nta@nic.in



National Testing Agency

(An autonomous organization under the Department of Higher Education,
Ministry of Human Resource Development, Government of India)

Address for Correspondence:

Block C-20/1A/8, Sector 62, Gautam Budh Nagar,
Noida -201309 (UP)

Help Line : For Technical support, contact at
Ph.: 0120-6895200; or send us the query through
Query Redressal System (QRS) in Candidates login.

Website: www.nta.ac.in, ugcnet.nta.nic.in